

Thick Hinge Bases

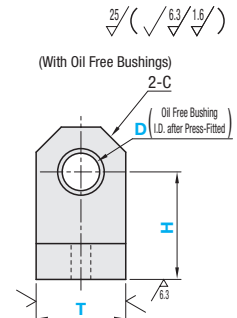
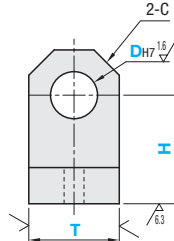
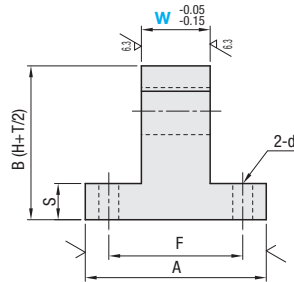
T-Shaped

■ **Features:** New products can specify H and W dimensions in 1mm increment.



RoHS10

Type			Material	Surface Treatment
Standard	With Oil Free Bushings	W Selectable		
W Fixed	W and H Configurable	W Selectable	S45CEquivalent	Black Oxide Electroless Nickel Plating
HKNNB	HGNNB	HKNMB		
-	HGNNM	HKNMM		



25 / (√6.3 / 1.6)

Part Number	T Selection	W			H	A	F	S	d	C	Unit Price				
		Standard	With Oil Free Bushings	W Selectable							1mm Increment	W Fixed	W and H Configurable	With Oil Free Bushings	W Fixed
Type	DH7	Standard	1mm Increment	W Selectable	1mm Increment						HKNNB	HGNNB	HGNNM	HKNMB	HKNMM
Standard W Fixed HKNNB	4	12	3~8	5 6 8	16~25	25	17		3						
	5	16		5 6 8	18~30			4							
	6	19	5~12	6 8 10 12	20~30	32	23	5	4.5						
	8	19		8 10 12 16	26~35										
	10	19	8~16	10 12 16 18	28~35	27									
	12	22		12 16 18	28~35	38									
	13	22	10~18		28~40										
	14	25			29~40										
	15	25	12~24		35~45										
	16	30			38~45	50	37								
W and H Configurable HGNNB HGNNM	4	12			16~25										
	5	16			18~30										
	6	19	5~12	6 8 10 12	20~30	32	23	5	4.5						
	8	19	8~16	8 10 12 16	26~35	27									
	10	19	10~18	10 12 16 18	28~35	38									
	12	22		12 16 18	28~40										
	13	22	10~18		28~40										
	14	25	12~24		35~45										
	15	30			38~45	50	37								
	16	30			38~45										
With Oil Free Bushings W Selectable HKNMB HKNMM	4	12			16~25										
	5	16			18~30										
	6	19	5~12	6 8 10 12	20~30	32	23	5	4.5						
	8	19	8~16	8 10 12 16	26~35	27									
	10	19	10~18	10 12 16 18	28~35	38									
12	22		12 16 18	28~40											
13	22	10~18		28~40											
14	25	12~24		35~45											
15	30			38~45	50	37									
16	30			38~45											
20	38	20~35		40~55	65	49									
25	38			44~55											



Ordering Example Part Number - T - W - H
 HKNNB10 - T22 - W25 - H35
 HGNNM20 - T38 - W25 - H48

■ List of Diameter (DH7), Thickness (T) and Thickness on One Side

DH7	Hinge Bases Standard (P:1577-P:1585)			Hinge Bases Thick		
	T	Thickness on One Side (T-DH7)/2	T	Thickness on One Side (T-DH7)/2	T	Thickness on One Side (T-DH7)/2
4	9	2.5	12	4	-	-
5	12	3.5	16	5.5	19	7
6	12	3	16	5	19	6.5
8	16	4	19	5.5	22	7
10	16	3	19	4.5	22	6
12	19	3.5	22	5	25	6.5
13	19	3	22	4.5	25	6
14	22	4	25	5.5	30	8
15	22	3.5	25	5	30	7.5
16	22	3	25	4.5	30	7
20	25	2.5	30	5	38	9
25	30	2.5	38	6.5	-	-

■ **Features:** ① The hole's thickness on one side is selectable by working load.
 ② New products can specify H and W dimensions in 1mm increment.



Alterations Part Number - T - W - H - (WDC)
 HKNNB10 - T22 - W25 - H35 - WDC

Alteration	Code	Spec.
	WDC	Changes the number of d holes from 2 to 4. The holes are drilled at T1 position.
		Ordering Code: WDC T T1 16 8 19 10 22 12 25 14 30 15 38 20
		⊗ Not applicable to D4. ⊗ Not applicable to Oil Free Type.



for T-Shaped Type (1 pc.)				
D	W	Oil Free Bushing d (I.D.)	L (Overall Length)	
4	5	4	4	
	6	4	5	
	8	4	6	
5	5	5	4	
	6	5	5	
	8	5	6	
6	6	6	5	
	8	6	6	
	10	6	8	
	12	6	10	
	16	8	15	
8	10	8	8	
	12	8	10	
	16	8	15	
10	10	10	8	
	12	10	10	
	16, 18	10	15	
12	12	12	10	
	16, 18	12	15	