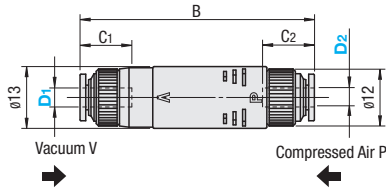


# Vacuum Generators / Vacuum Pressure Sensors

## Vacuum Generators - Union Straight



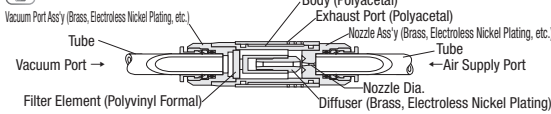
### VUHK



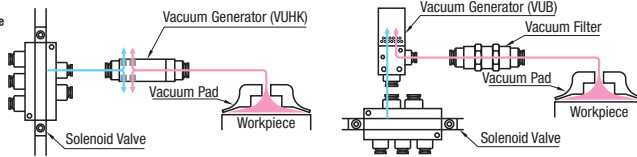
For nozzle diameter, see the schematic drawing.

Part Number	Nozzle Dia. Nominal	Nozzle Dia. (mm)	B	C1	C2	Ultimate Vacuum (kPa)	Suction Flow (l/min(ANR))	Flow Consumption (l/min(ANR))	Mass (g)	Unit Price	Volume Discount Rate	
Type	D1	D2								1~9 pc (s)	10~20	
VUHK	4	4	5	0.5	49.3	11	11	90	7	11.5	18.5	
			7	0.7	56.1			92	12.5	23	20	
	6	6	5	0.5	51.2	11.7	11.7	90	7	11.5	17.5	
			7	0.7	57.7			92	12.5	23	18.5	

### Structure Diagram



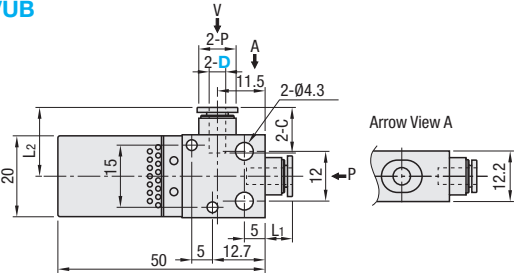
### Example



## Vacuum Generators - Square Union



### VUB



Part Number	Nozzle Dia. (mm)	P	C	L1	L2	Operating Pressure (MPa)	Ultimate Vacuum (kPa)	Suction Flow (l/min(ANR))	Flow Consumption (l/min(ANR))	Mass (g)	Unit Price	Volume Discount Rate
Type	D										1~9 pc (s)	10~20
VUB	4	0.5	9	11	6.6	16.6	0.5	90	7	11.5	18	
	6	0.7	10.5	11.6	7	17	0.5	93	13	23	18.5	

Larger nozzle diameter provides more suction flow and shortens time required to vacuum inner volume from the generator to workpiece. In this case, however, air consumption is larger.

### Specifications

Applicable Fluid	Air
Operating Temperature Range	0~60°C
Operating Pressure Range	0.15MPa~0.7MPa
Rated Supply Pressure	0.5MPa

### Cautions

- Dusts on workpiece material may cause damage to the vacuum generator. Use in combination with the vacuum filter on P.1439.



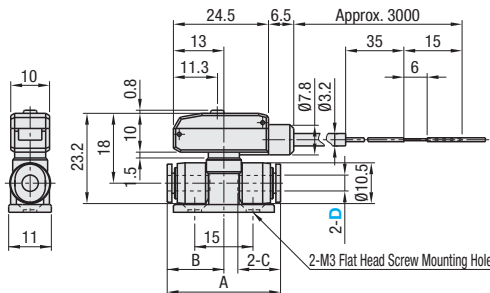
Ordering Example  
Part Number - D2 - Nozzle Dia. Nominal  
VUHK4 - 4 - 7  
VUB6

## Vacuum Pressure Sensors - Union



RoHS 10

### VUSS

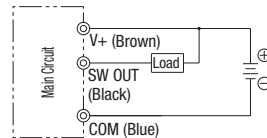


Part Number	D	C	A	B	Mass (g)	Unit Price	Volume Discount Rate
Type						1~9 pc (s)	10~20
VUSS	4	11	29.2	14.6	48		
	6	11.6	30	15	48		

### Specification of Sensor Head

Applicable Fluid	Compressed Air
Pressure Detection Method	Diffusion Semiconductor Pressure Switch
Power Supply	DC10.8 ~ 30V (Ripple included)
Power Consumption	20mA or Less (at DC24V, no load)
Operating Pressure Range	-100~0kPa
Pressure Resistance	200kPa
Storage Temp. Range	-20 ~ 70°C (Atmospheric Pressure, Humidity 60% or Less)
Operating Temperature Range	0 ~ 60°C (No Freezing)
Operating Humidity Range	35 ~ 85% (No Freezing)
Protection Structure	IEC Standards (IP40 Equivalent)
Number of Pressured Positions	1
Switch Output	NPN Open Connector Output: 30V 80mA or Less Residual Voltage: 0.8V or Less
Switch Output	Operation Indicator N.O. (Red LED On at or above set pressure)
Operation Difference	Fixed (2% F.S. or Less)
Operation Accuracy	±3% F.S. max. (at Ta=25°C)
Response	Approx. 1m/sec
Set Pressure Range	-100~0kPa

### Electrical Circuit



Ordering Example  
Part Number  
VUSS4