

# Hydraulic Rubber Hoses

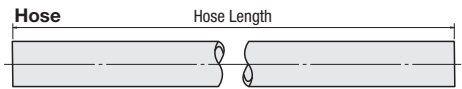
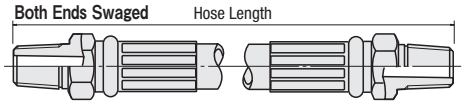
## Hydraulic Hoses



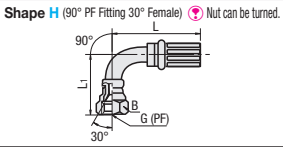
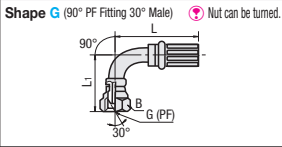
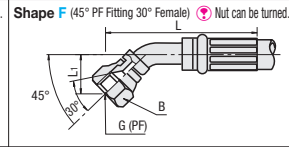
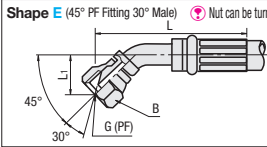
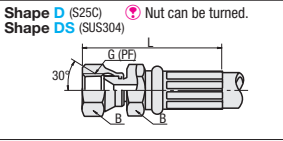
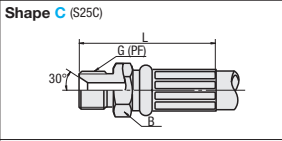
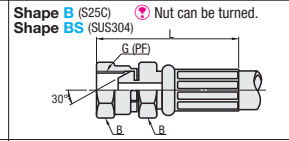
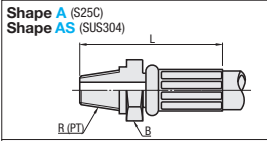
Type			Connection	Material		Operating Temperature Range
7.0MPa Type	14.0MPa Type	20.6MPa Type		Hose	Wire Braided	
HOSTR	HOSCR	HOSYR	Both Ends Swaged	Synthetic Rubber (Reinforcement: Hard Steel Wire)	-	-40 ~ 100°C
HOSTW	HOSCW	HOSYRW			S25C	
HOSTS	HOSCS	HOSYRS		SUS304		
-	HOMCR	HOMYR		Inner Tube: Polyester Elastomer Reinforcement: Polyester Fiber Outer Covering: Polyurethane Elastomer	-	-40 ~ 100°C (60°C for Water)

For Max. Operating Pressure of HOMCR, see Hose Dimensions Table.

Metal Fitting Shape	Material	Surface Treatment
A B C D E F G H	S25C	Trivalent Chromate
AS BS DS	SUS304	-



## Swage Fitting Shapes



## Hose Dimensions

Hose Nominal I.D.	HOST			HOSC			HOSYR			HOMCR			HOMYR		
	I.D. (mm)	Min. Bending Radius (mm)	Max. Operating Pressure (MPa)	I.D. (mm)	Min. Bending Radius (mm)	Max. Operating Pressure (MPa)	I.D. (mm)	Min. Bending Radius (mm)	Max. Operating Pressure (MPa)	I.D. (mm)	Min. Bending Radius (mm)	Max. Operating Pressure (MPa)	I.D. (mm)	Min. Bending Radius (mm)	Max. Operating Pressure (MPa)
6	6.3	40	7.0	6.3	45	14.0	6.3	45	20.6	6.3	30	19.0	6.3	50	20.6
9	9.5	50		9.5	55		9.5	60		9.5	15.5	9.5	65		
12	12.7	60		12.7	70		12.7	80		12.7	60	12.7	80		
15	15.9	80		15.9	95		15.9	110		-	-	-	-		
19	19	100		19	110		19	130		-	-	-	-		
25	25.4	120		25.4	140		25.4	180		-	-	-	-		

## Swage Fittings Size List

Hose Nominal I.D.	R (PT) G (PF)	Shape A		Shape B		Shape C		Shape D		Shape E			Shape F			Shape G			Shape H		
		B (Wrench Flats)	L	B (Wrench Flats)	L	B (Wrench Flats)	L	B (Wrench Flats)	L	B (Wrench Flats)	L	L1	B (Wrench Flats)	L	L1	B (Wrench Flats)	L	L1	B (Wrench Flats)	L	L1
6	1/4	19	51.5	19	51.5	19	48.0	19	51.5	19	69.0	26.0	19	69.0	26.0	19	52.0	44.5	19	52.0	44.5
9	3/8	22	62.5	22	62.5	22	59.0	22	62.5	22	88.0	28.5	22	88.0	28.5	22	68.0	51.5	22	68.0	51.5
12	1/2	27	69.5	27	69.5	27	67.0	27	69.5	27	96.0	33.0	27	96.0	33.0	27	76.0	59.5	27	76.0	59.5
15	3/4	36	71.9	36	76	36	71.9	36	76	36	116.0	41.5	36	116.0	41.5	36	99.0	77.0	36	99.0	77.0
19	3/4	36	78.5	36	78.5	36	75.0	36	78.5	36	118.0	41.5	36	118.0	41.5	36	98.5	77.0	36	98.5	77.0
25	1	41	86.5	41	90	41	86.5	41	90	41	131.0	47.5	41	131.0	47.5	41	116.0	90.5	41	116.0	90.5

Hose nominal I.D. 15 is not selectable for SUS304 swaged metals.

Part Number	Hose Nominal I.D.	Hose Length 0.1m Increment	L		R		Hose Protection Spring Guard
			Left End Swaged Shape	Right End Swaged Shape	Left End Swaged Shape	Right End Swaged Shape	
Hydraulic Rubber Hoses - Both Ends Swaged HOSTR HOSCR HOSYR	6	0.3~20.0	LA LB LC LD LE LF LG LH LA LS LB LS LDS	RA RB RC RD RE RF RG RH RAS RBS RDS	-	-	LSG (Left) RSG (Right)
	9						
	12						
	15						
	25						
Hydraulic Rubber Hoses - Both Ends Swaged Wire Braided (S25C) HOSTW HOSCW HOSYRW (SUS304) HOSTS HOSCS HOSYRS	6	0.3~20.0	LA LB LC LD LE LF LG LH LA LS LB LS LDS	RA RB RC RD RE RF RG RH RAS RBS RDS	-	-	-
	9						
	12						
	15						
	25						
Hydraulic Plastic Hoses - Both Ends Swaged HOMCR HOMYR	6	-	LA LB LC LD	RA RB RC RD	-	-	-
	12						

Ordering Example: Part Number - Hose Length - Shape L - Shape R - Hose Protection (Left) - Hose Protection (Right)  
HOSYR9 - 1.0 - LE - RG - LSG - RSG

Alterations Example: Part Number - Hose Length - Shape L - Shape R - Hose Protection (Left) - Hose Protection (Right) - (EAS)  
HOSYR9 - 1.0 - LE - RG - LSG - RSG - EAS180

Alterations Code: **EAS**

Spec. When choosing swaged ends with elbows (E, F, G, H), specify the elbow angles. Specifies the angle of the right elbow from left elbow angle (RE, RF, RG, RH) as the basis.  
(When not specified) (Specifying angle)

Both left and right elbows are in the same direction. Left elbow angle as reference.

Ordering Code: Select from EAS90, EAS180 and EAS270.

Hose Nominal I.D.	Hose Unit Price/m			Unit Price		
	HOSTR	HOSCR	HOSYR	HOSTW	HOSCW	HOSYRW
6						
9						
12						
15						
19						
25						

Hose Nominal I.D.	Unit Price Charges for Swaging / Spring Guard (Unit Price of One End Swaged)			
	Shape A, B, C, D	Shape AS, BS, DS	Shape E, F, G, H	Spring Guard
6				
9				
12				
15				
19				
25				

- Hose length includes the Swage Fittings.
- For one end hose protection, specify LSG (left) for Spring Guard.
- Spring Guard (Hose Protection) is 300mm longer than swaged part.
- Hose length 0.3 ~ 0.6m with both ends of springs it total hose length plus springs.