
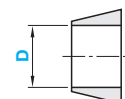
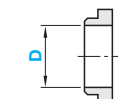


Stainless Steel Pipe Fittings Ferrule Sets **SKFPK**



Front Ferrule  Back Ferrule 

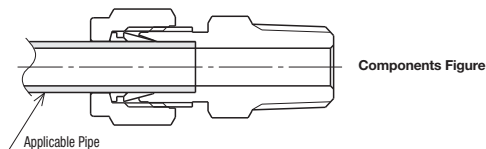
*Front and back ferrules (1 each) come in a set.

Material: SUS316

RoHS10

Features and Structure of Fittings

A stainless steel pipe fitting is composed of a main body, a front ferrule, a back ferrule and a nut. Operating temperature range of Stainless Steel Pipe Fitting is -196 ~ 600°C.

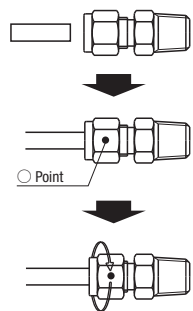


Part Number	Unit Price	Volume Discount Rate
Type	1 ~ 9 Set(s)	10 ~ 30 Sets
SKFPK		
3.18 (1/8 inch)		
4		
6		
6.35 (1/4 inch)		
8		
9.53 (3/8 inch)		
10		
12		
12.7 (1/2 inch)		

Allowable Operating Pressure by Thickness of Stainless Steel Pipe (MPa)

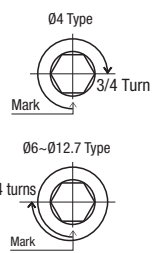
Pipe O.D. (mm)	Thickness (mm)			
	0.5	1.0	1.5	2.0
4	30.7	61.5	-	-
6	-	41.0	61.5	-
8	-	30.7	46.1	-
10	-	24.6	36.9	-
12	-	20.5	30.7	41.0

Tightening Procedure of Fittings

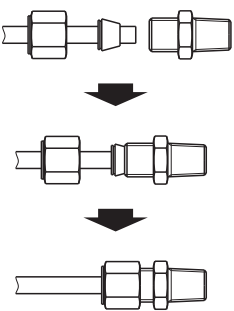


- ① Insert the pipe into the fitting until the pipe tip hits the shoulder inside without removing the nut.
- ② Hand-tighten the nut until the end of its rotation. Put a mark on this position as ○ point.
- ③ Hold the fitting body tightly with a wrench and tighten the nut with another wrench by the rotation shown on the right.

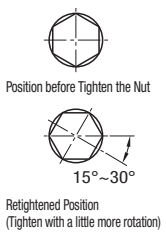
Note: For plastic tube connections, use Insert (SKITK) for tubes together without fail and tighten Ø4 ~ Ø12.7 tubes by 1 1/4 ~ 1 1/2 rotations.



How to Tighten after Removing



- ① Be sure to confirm the position of the nut (the standard position for rotation) before loosening it to remove the nut. Make sure that front ferrule is applied at the appropriate position. Make sure that there is no foreign object on the tapered surface, front and rear of the body.
- ② Insert the pipe all the way until the front ferrule contacts closely, and then tighten the nut by hand. (Insert carefully to avoid the tapered part on the main body being scratched by the pipe end.)
- ③ Tighten a little more past the position before loosening by a wrench.



[Applicable Pipe Specification]

- Applicable Type of Pipe: Stainless Steel Pipe
Stainless steel pipes (JIS G3459) subject to SUS304TP and SUS316TP for stainless steel pipes.
- O.D. Tolerance: ±0.05mm
• Pipe Surface Hardness: HV190 or less (HRB90 or less)
- Condition of Pipe Surface: Avoid using pipes with defects such as surface roughness and scratches.

Allowable Operating Pressure by Thickness of Stainless Steel Pipe (MPa) (Inch)

Pipe O.D. (mm)	Thickness (mm)		
	1.0	1.5	2.0
6.35 (1/4 inch)	38.7	58.1	-
9.53 (3/8 inch)	25.8	38.7	-
12.7 (1/2 inch)	19.3	29.0	38.7



Part Number
SKFPK12.7