

Integrated Casters & Leveling Mounts

Mounting Holes Configurable



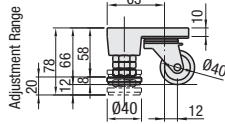
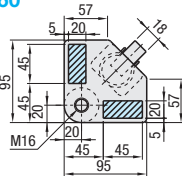
RoHS10

Part Number	Wheel	
	Type	Material (Color)
HCFTF		Nylon (Gray)
HCFTFM		MC Nylon (Blue)
HCFTFD		Electrically Conductive MC Nylon (Black)

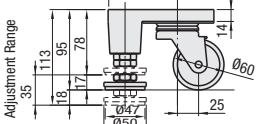
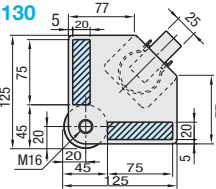
*HCFTF500 is phenol (black).
*HCFTFD250 and 350 is gray.

No.	Main Body		Jack Bolt		Pad
	Material	Surface Treatment	Material	Surface Treatment	Material
60	ADC12	Black Paint	SS400	Trivalent Chromate	EPDM
130					
250	SPHC	Trivalent Chromate (Black)			
350					
500	FCD45	Black Paint			

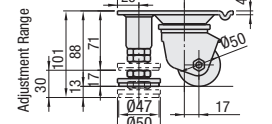
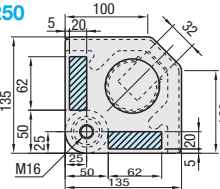
No.60



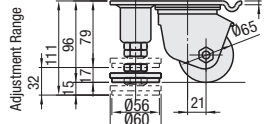
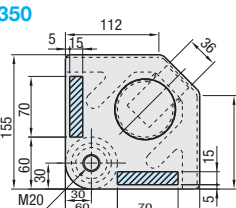
No.130



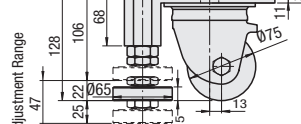
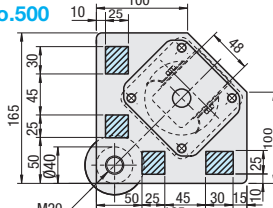
No.250



No.350



No.500

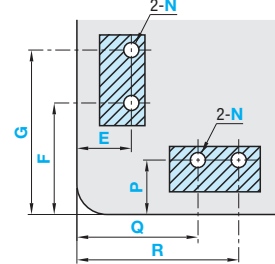


Top plates for products with electrically conductive MC nylon wheels are made of aluminum alloy.

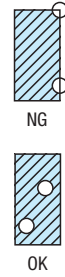
(1) Areas...
Drilling Locations of 2 mounting holes

(Only No.500 has one mounting hole)

(2) Drilling Specifying Method



Specify within



Hole Type	Through Hole															
Code	N															
Shape																
Machining Specifications	<table border="1"> <thead> <tr> <th>Dimension</th> <th colspan="4">Nominal Dia.</th> </tr> <tr> <th></th> <th>5</th> <th>6</th> <th>8</th> <th>10</th> </tr> </thead> <tbody> <tr> <th>d</th> <td>6</td> <td>7</td> <td>9</td> <td>11</td> </tr> </tbody> </table>	Dimension	Nominal Dia.					5	6	8	10	d	6	7	9	11
Dimension	Nominal Dia.															
	5	6	8	10												
d	6	7	9	11												

Part Number	No.	N (Nominal Dia.) Selection	Drilling Location 1mm Increment		Allowable Load		Mass (g)
			E / P	F / G / Q / R	kgf	N	
HCFTF	60	5 6		(45+N/2)-(90-N/2)	60	588	600
HCFTF HCFTFM HCFTFD	130		(5+N/2)-(25-N/2)	(45+N/2)-(120-N/2)	130	1275	1100
HCFTF HCFTFM HCFTFD	250	6 8 10		(50+N/2)-(112-N/2)	250	2451	1445
HCFTF HCFTFM HCFTFD	350		(5+N/2)-(20-N/2)	(60+N/2)-(130-N/2)	350	3432	2170
HCFTF HCFTFM HCFTFD	500	8 10	(10+N/2)-(35-N/2)	(50+N/2)-(75-N/2) (120+N/2)-(150-N/2)	500	4902	5600



Ordering Example
Part Number - N - E - F - G - P - Q - R
HCFTF130 - 6 - E18 - F55 - G80 - P20 - Q55 - R70

No.	HCFTF		HCFTFM		HCFTFD	
	Unit Price	Volume Discount Rate	Unit Price	Volume Discount Rate	Unit Price	Volume Discount Rate
60	1 ~ 9 pc(s).	10-20	1 ~ 9 pc(s).	10-20	1 ~ 9 pc(s).	10-20
130						
250						
350						
500						

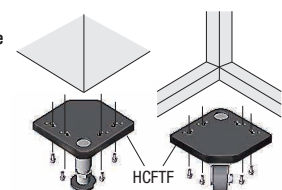
For orders larger than indicated quantity, please check with WOS.



Alterations
Part Number - N - E - F - G - P - Q - R - (BL)
HCFTF130 - 6 - E18 - F55 - G80 - P20 - Q70 - R80 - BL150



Example



Specify mounting hole positions in accordance with frame sizes. For Aluminum Extrusion Type, P831.

Alterations		Leveling Mount Height			
Code	BL100		BL150		
Spec.	Type	No.	Type	No.	
	HCFTF	60	HCFTF	60	
	HCFTFM	130	HCFTFM	130	
	HCFTFD	250	HCFTFD	250	
		350		350	
		500		500	

*The height from the floor can be increased by using a taller leveling mount. If so, however, the leveling mount protrudes from a plate surface.

