
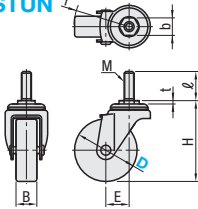


Screw-In Casters

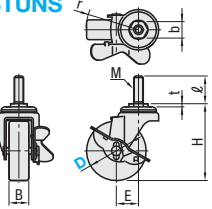
Light Load



Swivel
CSTUN



Swivel with Stopper
CSTUNS




Main Body	Wheel	Bearing
M Material S Surface Treatment	M Material (Color)	Swiveling Part W Wheel
SPHC	Trivalent Chromate	Rubber (Black) Incorporated None

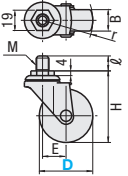
RoHS 10 For dedicated wrenches, see P.1084.

Main Body	Part Number Type	D	Wheel Material	H	M (Coarse)	b	t	ℓ	r	B	E	Allowable Load (N)	Mass (g)	Unit Price		
Screw-In	CSTUN	50A	R (Rubber)	74	12	21	4.8	35	53	28	27	500	335			
		50B			16	23		40								
		65A		12	21	4	35	61	25	500	390					
		65B		16	23		40									
		75A		12	21	4	35	66	28	600	430					
75B	16	23		40												
Screw-In with Stopper	CSTUNS	50A		R (Rubber)	74	12	21	4.8	35	67	28	27	500		360	
		50B				16	23		40							
		65A			12	21	4	35	68	25	500	375				
		65B			16	23		40								
		75A	12		21	4	35	68	28	600	485					
75B	16	23	40													

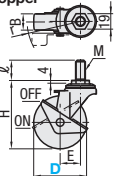
Ordering Example: Part Number - Wheel Material
CSTUN75B - R



Swivel
CNGN



Swivel with Stopper
CNGNS





Main Body	Wheel	Bearing
M Material S Surface Treatment	M Material (Color)	Swiveling Part W Wheel
SPHC	Trivalent Chromate	Synthetic Rubber (Black) Incorporated None

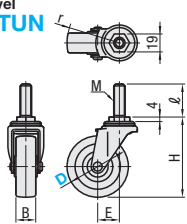
RoHS 10 For dedicated wrenches, see P.1084.

Mount Type	Part Number Type	D	Wheel Material	H	B	MxP	ℓ	E	r	Allowable Load (N)	Mass (g)	Unit Price		
Screw-In	CNGN	40	R (Rubber)	59	18	12x1.25	14	20	42	300	140			
		50						22					49	350
		65		84	20	12x1.75	25	25	60	400	230			
		75		96	20	12x1.75	25	30	72	400	280			
		Screw-In with Stopper		CNGNS	40	R (Rubber)	59	18	12x1.25	14	20		60	300
50	22				61						350			
65	84				20		12x1.75	25	25	71	400		245	
75	96				20		12x1.75	25	30	73	400		275	

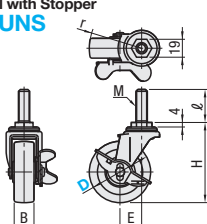
Ordering Example: Part Number - Wheel Material
CNGN50 - R

Swivel
CLTUN



Swivel with Stopper
CLTUNS



Main Body	Wheel	Bearing
M Material S Surface Treatment	M Material (Color)	Swiveling Part W Wheel
SPHC	Trivalent Chromate	Rubber (Black) Incorporated None

RoHS 10 For dedicated wrenches, see P.1084.

Main Body	Part Number Type	D	Wheel Material	H	M	ℓ	r	B	E	Allowable Load (N)	Mass (g)	Unit Price		
Screw-In	CLTUN	40	R (Rubber)	59	12x1.25	14	41	17	21	250	150			
		50											47	20
		65A		85	12x1.75	35	56	21	23	300	231			
		65B		12x1.25	14									
		75A		95	12x1.75	35	65	27	400	295				
75B	12x1.25	14												
Screw-In with Stopper	CLTUNS	40		R (Rubber)	59	12x1.25	14	50	17	21	250		175	
		50												
		65A			85	12x1.75	35	57	21	23	300		285	
		65B			12x1.25	14								
		75A	95		12x1.75	35	65	27	400	325				
75B	12x1.25	14												

Ordering Example: Part Number - Wheel Material
CLTUN65A - R