

# Pipe Frame / Factory Frame Standard Units

## Partition

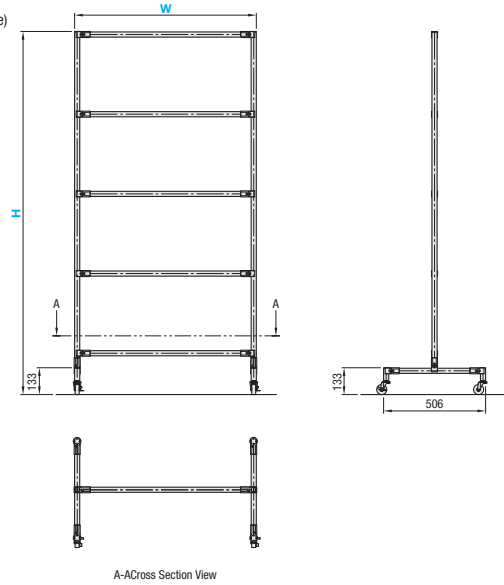


RoHS10

**PFUC**  
(Pipe Frame)

**FFUC**  
(Factory Frame)

W and H dimensions show the outer dimensions (end to the end of the metal joint). For details, see Example of Metal Joint Calculation on P.912 and How to Calculate Pipe Dimension on P.879.



**Customer assembly required.**

With these pipe frame units, the number of the components is determined just by specifying the component types and each dimension. The unit can be completed just by assembling the components.

Part Number		W	H
Type	Frame / Color	1mm Increment	1mm Increment
<b>PFUC</b> (Pipe Frame)	W(White) V(Ivory) S(Dark Gray)	600~1200	600~2000
<b>FFUC</b> (Factory Frame)			

For frame types and colors, refer to P.880, 881.

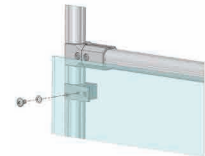
Ordering Example	Part Number	-	W	-	H
	<b>PFUCV</b> <b>FFUC</b>	-	W900 W1000	-	H1800 H1200

Part Number		W	Unit Price 1 ~ 20 pc(s).			
Type	Frame / Color		H			
			600~800	801~1200	1201~1600	1601~2000
<b>PFUC</b> (Pipe Frame)	W(White)	600~800				
	V(Ivory)	801~1000				
	S(Dark Gray)	1001~1200				
<b>FFUC</b> (Factory Frame)		600~800				
		801~1000				
		1001~1200				



Example

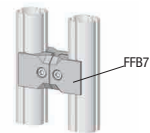
For panel mounting, use FFB6 (P.881) or PBLSN701 (P.894)



Alterations	Part Number	-	W	-	H	-	(SPN, GA, ABM)
	<b>PFUCS</b>	-	W900	-	H1350	-	GA-ABM2

Alteration	Code	Spec.	Alteration	Code	Spec.
Wrench for Mounting Casters	<b>SPN</b>	Adds a Wrench for Mounting Casters	Additional Horizontal Frames	<b>ABM</b>	Adds horizontal frames or joints. ■ Components List • PFUC ① PFS28-Color(W-103) 1 pc. ② PBLSN1 2 pcs. • FFUC ① FFA28-(W-106) 1 pc. ② FFB1 2 pcs. Ordering Code 1 pc. → ABM1 2 pcs. → ABM2
Contact Component Change	<b>GA</b>	Replaces casters with rubber feet. PFUC□ → JBS402 (P.901) FFUC → FFS204 (P.884)			

When FFB7 (P.881) or PBLSN11 (P.894) is used, partitions can be easily connected.



If the caster interfere, adjust the frame forward or back.