

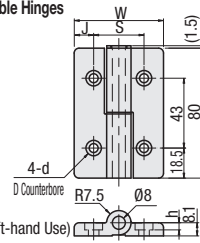
Aluminum Detachable Hinges / Flag Hinges / Flag Hinges for Different Extrusion Sizes



RoHS 10

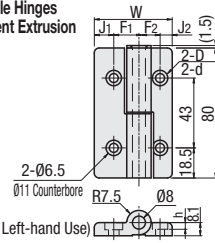
Type	Material	Leaf Surface Treatment	Bushing Material
For Left-hand Use HHPNLK HHPNLK-B HHPNLK-S	ADC12	Shot Blasted Baked Finish (Black) Baked Finish (Silver Metallic)	Polycetal
For Right-hand Use HHPNRK HHPNRK-B HHPNRK-S	ADC12	Shot Blasted Baked Finish (Black) Baked Finish (Silver Metallic)	Polycetal

Detachable Hinges



(For Left-hand Use)

Detachable Hinges for Different Extrusion Sizes



(For Left-hand Use)

Part Number Type	No.	*Allowable Load		Mass (g)	W	J	S	D	d	h	Screw, Nut		Unit Price	Volume Discount Rate
		kg	N								Quantity	Nut		
Detachable Hinges HHPNLK HHPNLK-B HHPNLK-S	5-25	10	98	86	41	7.5	26	9.5	5.5	4.1	CBS5-8	HNNT5-5 HNNT6-6	4 pcs.	4 pcs.
	6			103	55	12	31							
	8			120	73	16	41	11	6.5	4.4	CBS6-12	HNNT8-6		
	8-45	15	147	130	83	18.5	46							

Part Number Type	No.	*Allowable Load		Mass (g)	W	J1	F1	D	d	h	J2	F2	Screw, Nut		Unit Price	Volume Discount Rate	
		kg	N										Quantity	Nut			
Detachable Hinges for Different Extrusion Sizes HHPNDLK HHPNRK	6-5	10	98	95	48	12	15.5				4.1	7.5	13	CBS5-8, CBS6-12	HNNT5-5, HNNT6-6	2 pcs. Each	2 pcs. Each
	8-5			103	57	16	20.5	9.5	5.5			7.5	13	CBS5-8, CBS6-15	HNNT5-5, HNNT8-6		
	845-5			108	62	18.5	23					7.5	13				
	8-6			111	64	16	20.5					12	15.5	CBS6-12	HNNT6-6, HNNT8-6	4 pcs. Each	4 pcs. Each
	845-6	15	147	116	69	18.5	23	11	6.5	4.4		12	15.5				

*The allowable load is the value when 2 pieces are used.

For orders larger than indicated quantity, please check with WOS.



(Photo is for left-hand use type)

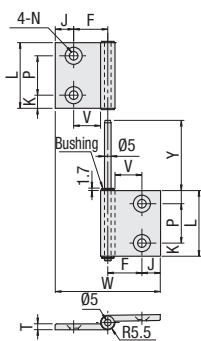
(Photo is for right-hand use type)

RoHS 10

Flag Hinges

HHPFLN
(For Left-hand Use)

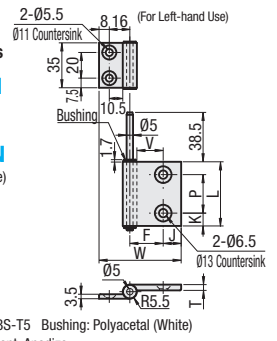
HHPFRN
(For Right-hand Use)



Flag Hinges for Different Extrusion Sizes

HHPFDLN
(For Left-hand Use)

HHPFRN
(For Right-hand Use)



M Material: A6063S-T5 Bushing: Polyacetal (White)
S Surface Treatment: Anodize

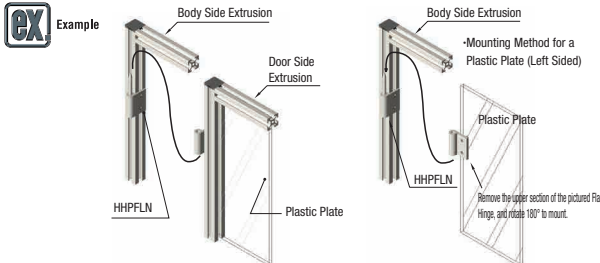
Part Number Type	No.	*Allowable Load		Mass (g)	L	W	K	P	J	F	V	Through	N	T	Y	Screw, Nut		Unit Price	Volume Discount Rate
		kg	N													Quantity	Nut		
HHPFLN HHPFRN	5	10	98	36	35	48	7.5	20	8	16	10.5	5.5	11	3.5	38.5	Flat Head Screw 5-8	HNNT5-5 HNNT6-6	4	4
	6			46	40	62	7.5	25	10	21	15.5				43.5	Flat Head Screw 6-10	HNNT6-6 HNNT8-6		
	8-45	15	147	74	50	80	10	30	14	26	20.5	6.6	13	4.5	53.5	Flat Head Screw 6-15	HNNT8-6		

Part Number Type	No.	*Allowable Load		Mass (g)	L	W	K	P	J	F	V	T	Screw, Nut		Unit Price	Volume Discount Rate	
		kg	N										Quantity	Nut			
HHPFDLN HHPFRN	6	10	98	42	40	55	7.5	25	10	21	15.5	3.5		2	HNNT6-6, HNNT5-5	2	
	8			50	50	64	10	30	14	26	20.5	4.5		2 pcs. Each	HNNT8-6, HNNT5-5	2 pcs. Each	
	8-45	15	147	56	50			10	30	11.5	28.5	23					

*The allowable load is the value when 2 pieces are used.


For orders larger than indicated quantity, please check with WOS.

Ordering Example
Part Number
HHPFLN5
HHPFLN5-25



Example of Flag Hinge for Different Extrusion Sizes

When mounting the hinges on panels, Hinge Nuts are recommended on P811.



Alterations
Part Number - (SET, SST)
HHPFLN5 - SET

When SET is specified, the product is not RoHS compliant.

Alteration	Code	Spec.	Hinge	No.
Applicable Screw and Nut Set	SET SST (Stainless Steel)	Applicable screws and nuts come in a set. When SST is specified, screws and nuts will be in stainless steel. (Ex.) Screw: CBSST5-8 Nut: HNNT5-5, HNNT6-6 When -SET is specified, the material of the Screws is Black Oxide SCM435.	HHPNLK	5-25
			HHPNRK	6
				8
				8-45
			HHPNDLK	6-5
			HHPNRK	8-5
				845-5
				8-6
				845-6
				5
			HHPFLN	6
			HHPFRN	8
				8-45
HHPFDLN	6			
HHPFRN	8			
	8-45			