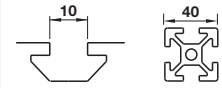


Corner Brackets, Corner Blind Brackets

For 8 Series (Slot Width 10mm) Aluminum Extrusions 40 Square

8 Series



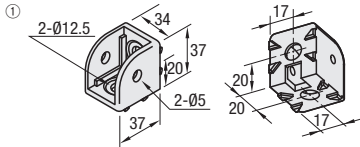
Features: Brackets to connect end-tapped extrusions in 2 and 3-ways, including function as extrusion end caps.

Corner Bracket Set

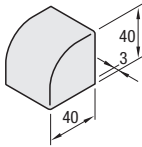


Type	Material	Surface Treatment
HBLCS8	①ADC12	-
	②Polyamide	-
HBLCR8	①ZDC2	Trivalent Chromate
	②Polyamide	-
HBLCD8	①SCS13	-
	②Polyamide	-

Two-Way Type HBLCS8-B

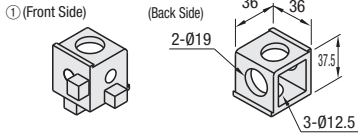


② End Cap for Corner Brackets

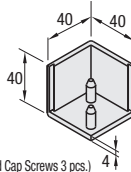


(Hex Socket Head Cap Screw 2 pcs. included)

Three-Way Type HBLCR8-B (Cap: Black) HBLCR8-S (Cap: Gray)



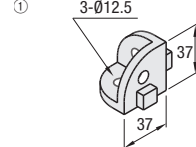
② End Cap for Corner Brackets



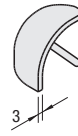
(Accessory: Button Head Cap Screws 3 pcs.)

⚠ As HBLCR8-□ is zinc die cast, use it under 100°C.

HBLCD8-S (Cap: Gray)

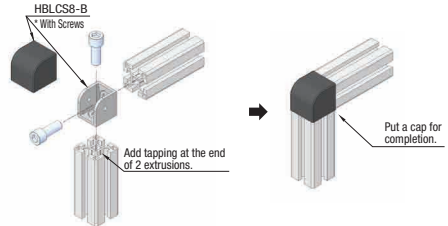


② End Cap for Corner R Brackets



(Accessory: Button Head Cap Screws 3 pcs.)


Part Number	Mass (g)	Included Screw		Allowable Load (N)	Unit Price 1-99 pc(s)	Volume Discount Rate 100-120
		Screw	Quantity			
HBLCS8-B	64	CBS12-30	2	800		
HBLCR8-B	84	CBS12-30	3	1623		
HBLCR8-S	84	CBS12-30	3	1623		
HBLCD8-S	64	Button Head Cap Screw M12x30	3	3026		



Ordering Example
Part Number
HBLCS8-B

Features: Brackets for internal connection without alterations, including function as extrusion end caps.

Corner Blind Brackets



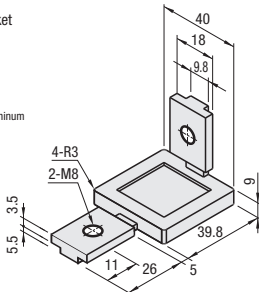
RoHS 10

Type	Material	Surface Treatment
HBLBCA8	S45C	Trivalent Chromate
SHBLBCA8	SCS13	-
HBLBCB8	S45C	Trivalent Chromate
SHBLBCB8	SCS13	-

Corner Blind Bracket

Two-Way Type HBLBCA8 SHBLBCA8 (Stainless Steel)

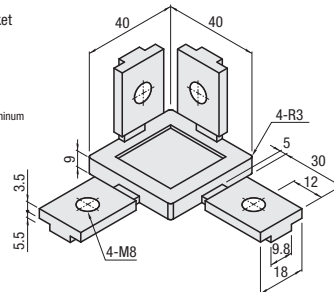
⚠ Not applicable to Aluminum Extrusions 80 square.



Corner Blind Bracket

Three-Way Type HBLBCB8 SHBLBCB8 (Stainless Steel)

⚠ Not applicable to Aluminum Extrusions 80 square.



Part Number	Mass (g)	Included Screw		Allowable Load (N)	Unit Price 1-99 pc(s)	Volume Discount Rate 100-150
		Screw	Quantity			
HBLBCA8	128	Set Screw M8x10	2	700		
SHBLBCA8 (Stainless Steel)						
HBLBCB8						
SHBLBCB8 (Stainless Steel)	180	Set Screw M8x10	4	1400		



Ordering Example
Part Number
HBLBCA8

App. Example: Corner Blind Bracket

Length of extrusion fitted as shown on the right (mm)

- Extrusion length L used for W
L=W-(Extrusion Thickness x2)
- Extrusion length L used for D
L=D-(Extrusion Thickness x2)
- Extrusion length L used for H
L=H-18
(Thickness of corner blind brackets x Upper and Lower 2 pcs.)

