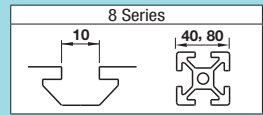


Extruded Brackets - For 1 Slot

For 8 Series (Slot Width 10mm) Aluminum Extrusions



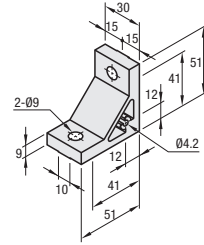
Features: Perpendicularly machined type Extruded Brackets with tabs to fit extrusions. Brackets with tabs to fit in slots of extrusions and stop rotating when tightening.

Thick Brackets (Perpendicularly Machined)



Part Number	Perpendicularity K
HBKTS8	0.03
HBKTS8*	0.06
HBKTSB8 (Black Anodize)	

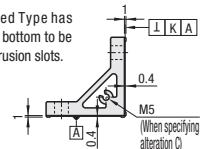
HBKTS8
HBKTS8*
HBKTSB8
(Black Anodize)



Type	Material	Surface Treatment
HBKTS8	A6N01SS-T5	Anodize
HBKTS8*		Anodize
HBKTSB8		Black Anodize

Part Number	Mass (g)	Applicable Screw		T Nut		Allowable Load (N)	Unit Price (1-99 pc(s))	Volume Discount Rate (100-200)
		Screw	Quantity	T Nut	Quantity			
HBKTS8	65.8	CBM8-20	2	HNTT8-8	2	2058		
HBKTS8*								
HBKTSB8* (Black Anodize)								

Perpendicularly Machined Type has protrusions on the bracket bottom to be inserted into aluminum extrusion slots.



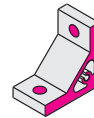
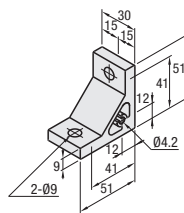
* For repairing black anodizing, refer to P.846.

Features: Aluminum Extruded Brackets. Designed to prevent dust from building up with good appearance.

Thick Brackets



NBLTS8
HBLTS8
HBLTSB8
(Black Anodize)
CHBLTS8
(Clear Coating)



Both sides and screw holes of NBLTS8 is not anodized.

Type	Material	Surface Treatment
NBLTS8	A6063S-T5	Anodize
HBLTS8		Black Anodize
HBLTSB8		Clear Paint Anodize
CHBLTS8	A6N01SS-T5	Clear Paint

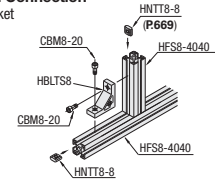
Part Number	Mass (g)	Applicable Screw		T Nut		Allowable Load (N)	Unit Price (1-99 pc(s))	Volume Discount Rate (100-200)
		Screw	Quantity	T Nut	Quantity			
NBLTS8	65.8	CBM8-20	2	HNTT8-8	2	2058		
HBLTS8								
HBLTSB8* (Black Anodize)								
CHBLTS8 (Clear Coating)	66							



Example

Example of Extrusion Connection

Connection with Thick Bracket



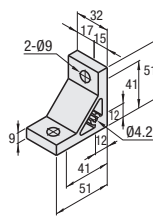
* For repairing black anodizing, refer to P.846.

Features: Hole positions are offset. Can be combined with plates of 3mm and 5mm thickness when using taps for mounting covers.

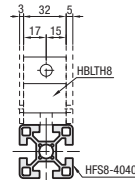
Eccentric Brackets



HBLTH8



Example



They can be combined with cover plates of thickness 3mm and 5mm.

Material: A6N01SS-T5
Surface Treatment: Anodize

Part Number	Mass (g)	Applicable Screw		T Nut		Allowable Load (N)	Unit Price (1-99 pc(s))	Volume Discount Rate (100-200)
		Screw	Quantity	T Nut	Quantity			
HBLTH8	68	CBM8-20	2	HNTT8-8	2	2058		



Alterations	Code	Spec.	Applicable Bracket
Mounting Hole Alteration for Cover	C	Adds taps on a bracket for cover mounting. (M5 on Both Sides) (Mounting Screw HCBM on P.754) (Mounting Hole Position)	HBKTS8
			NBLTS8
			HBLTS8
			CHBLTS8
			HBLTH8

Alterations	Code	Spec.	Applicable Bracket
Applicable Screws and Nuts Set	SET SST (Stainless Steel)	Applicable screws and nuts for fixing the brackets on extrusions come in a set. (Adds to the bracket price.) (Ex.) When HBLTS8 is specified: Code Screw Nut SET CBM8-20 HNTT8-8 SST SCB8-20 HNTTS8-8 SEU CBM8-20 HNTU8-8 SSU SCB8-20 SHNTU8-8 SSP CBM8-20 HNTP8-8 SSP SCB8-20 SHNTP8-8 SEC HCBST8-24 HNTT8-8	HBKTS8
	(Pre-Assembly Insertion) Spring Nuts		HBKTS8
	(Post-Assembly Insertion) Spring Nuts		HBKTSB8
	(Pre-Assembly Insertion) Spring Nuts Stainless Steel		NBLTS8
	(Post-Assembly Insertion) Spring Nuts		HBLTS8
	(Pre-Assembly Insertion) Spring Nuts Stainless Steel		HBLTSB8
	(Post-Assembly Insertion) Spring Nuts		CHBLTS8
	(Screws with Captured Washer and Nuts)		HBLTH8

Screws for black anodized brackets are HCBMTB (Trivalent Chromate Black) on P.751.

Included Screw is not RoHS compliant when -SET, -SEU or -SEP other than black anodized brackets is specified.