


Blind Brackets

For 5 Series (Slot Width 6mm) Aluminum Extrusions

■ **Features:** No need for alterations to mount on extrusions. Brackets can be hidden inside of the slot.

Blind Brackets

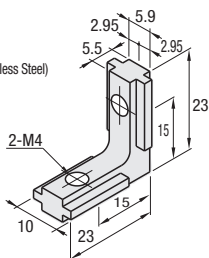


Type	Material	Surface Treatment
HBLBS5	S45C	Trivalent Chromate
SHBLBS5	SCS13	-
HBLBSL5	S45C	Trivalent Chromate
HBLPBS5	SPCC	-

RoHS 10

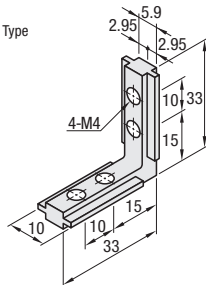
Blind Brackets

HBLBS5
SHBLBS5 (Stainless Steel)



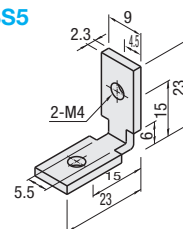
Blind Brackets - Long Type

HBLBSL5
SHBLBSL5



Sheet Metal Blind Brackets

HBLPBS5

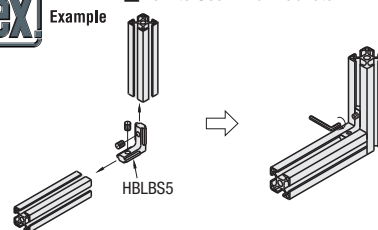


Part Number	Mass (g)	Included Screw		Allowable Load (N)	Unit Price 1-99 pc(s).	Volume Discount Rate 100-200
		Screw	Quantity			
HBLBS5	11	Set Screw M4x5	2	196		
SHBLBS5 (Stainless Steel)						
HBLBSL5						
SHBLBSL5 (Stainless Steel)	17	4	274			
HBLPBS5	6	2	190			



Example

How to Use Blind Brackets



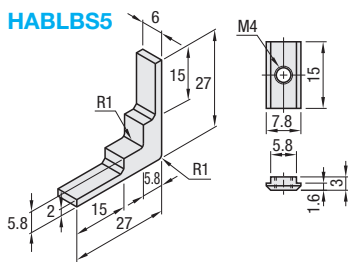
■ **Features:** Post-Assembly Insertion Type for Blind Brackets.

Post-Assembly Insertion Blind Brackets



RoHS 10

HABLBS5



Type	Components	Material	Surface Treatment
HABLBS5	Post-Assembly Insertion BB Body	SCS13	-
	Post-Assembly Insertion BB Nut	SUS304 Sintered Alloy	
	Set Screw	SUS304	

Part Number	Mass (g)	Included Screw		Allowable Load (N)	Unit Price 1-99 pc(s).	Volume Discount Rate 100-200
		Screw	Quantity			
HABLBS5	11	Nut, Set Screw M4x3	2	190		



Ordering Example

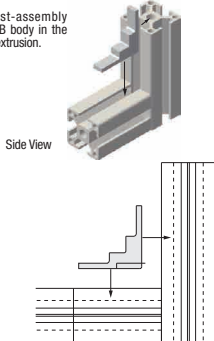
Part Number
HBLBS5



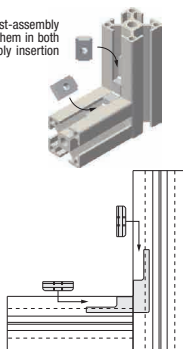
Example

How to Use Post-Assembly Insertion Blind Brackets

① Fit the post-assembly insertion BB body in the slot of the extrusion.



② Tilt two pieces of post-assembly insertion nut and fit them in both ends of post-assembly insertion BB body.



③ Fix post-assembly insertion BB body and post-assembly insertion BB nuts with set screws.

