

Dowel Pins / Dowel Removal Jigs

Undersized

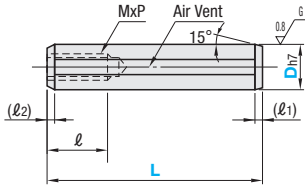
① ℓ_1, ℓ_2 dimension may become larger than the value shown in the catalog due to polishing process.



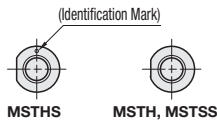
RoHS10

Type	Material	Hardness
MSTH	SUJ2	45~50HRC
MSTHS	SUS440C	45~50HRC
MSTSS	SUS304	-

MSTH MSTHS MSTSS

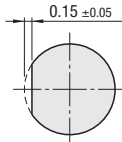


- When D=5 or 6 and L=10, the pilot hole for tapping may go through.
- $\ell=6$ only when D=6 and L=10
- With an air vent.



Air Vent Depth

All air vents are identical in depth.
Applicable Products: MSTH, MSTHS, MSTSS



ℓ_1	ℓ_2	MxP	ℓ	D _{h7}	Part Number		L	Unit Price	Volume Discount Rate
					Type	D			
1.5	0.3	3x0.5	6	0	-0.012	5	10 15 20 25 30		
							6		
2.0	0.5	5x0.8	8	0	-0.015	8	15 20 25 30 35 40 45		
							10		
2.5	1.0	6x1.0	10	0	-0.018	10	15 20 25 30 35 40 45		
							12		
3.0	1.5	8x1.25	15	0	-0.018	13	20 30 40		
							16		

For orders larger than indicated quantity, please check with WOS.

ℓ_1	ℓ_2	MxP	ℓ	D _{h7}	Part Number		L	Unit Price	Volume Discount Rate
					Type	D			
1.5	0.3	3x0.5	6	0	-0.012	5	10 15 20	1 ~ 19 pc(s)	20~29
							6		
2.0	0.5	5x0.8	8	0	-0.015	8	15 20 25 30 35 40		30~49
							10		
2.5	1.0	6x1.0	10	0	-0.018	10	30 35 40 45		50~100

For orders larger than indicated quantity, please check with WOS.

ℓ_1	ℓ_2	MxP	ℓ	D _{h7}	Part Number		L	Unit Price	Volume Discount Rate
					Type	D			
1.5	0.3	3x0.5	6	0	-0.012	5	10 15 20	1 ~ 9 pc(s)	20~29
							6		
2.0	0.5	5x0.8	8	0	-0.015	8	15 20 25 30 35 40		30~49
							10		
2.5	1.0	6x1.0	10	0	-0.018	10	30 35 40 45		50~100

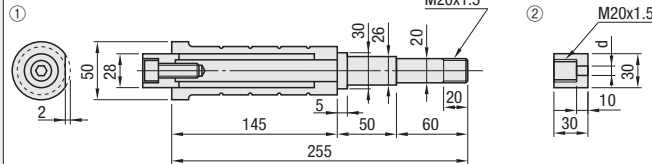
For orders larger than indicated quantity, please check with WOS.

For orders larger than indicated quantity, please check with WOS.P99



KNHN (① Main Body + ② Holder Cap 1pc.)

KNHN-M (② only)



- ① Main Body
 - Material: S45C
 - Hardness: 38 ~ 42HRC
- ② Holder Cap
 - For M4, M5, M6, M8, M10

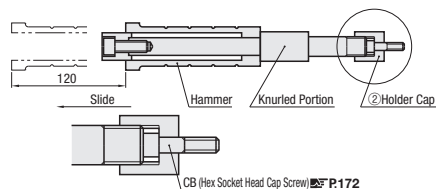
Part Number	Unit Price	Volume Discount Rate
KNHN (①+②)	1 ~ 9 pc(s)	10~20



d	Part Number	Unit Price	Volume Discount Rate
	Type	No.	1 ~ 9 pc(s)
4.2	KNHN-M (② only)	4	10~20
5.2		5	
6.3		6	
8.5		8	
10.5		10	

How to Use

- Insert the hex socket head cap screw (CB) into the holder cap.
- Attach ② holder cap to the tip of main body.
- Attach screw tip onto the dowel pin by turning the knurled portion of shaft.
- Slide the hammer to remove dowel pin.



For orders larger than indicated quantity, please check with WOS.