

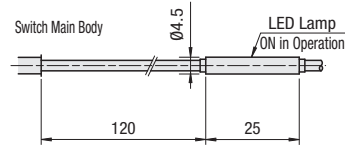
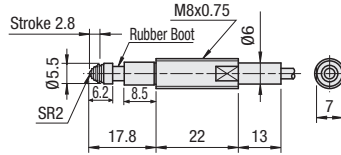
Positioning Switches

Waterproof/Plastic Tip

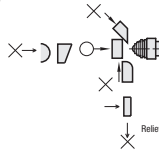
For Mechanical / Electrical Specifications and Precautions for Use, **P2095**



MSTKD-ND (With LED)



⚠ Force must be applied normal to the switch. (Declination within $\pm 3^\circ$)



- Use within the contact ratings.
- Do not pull or twist the cable with 30N or more.
- Care should be given that bending or twisting force should not be applied on the cable inlets.

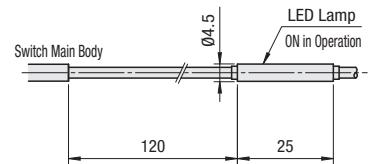
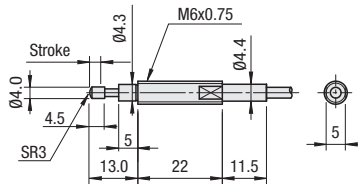
Contact Part	Thread	Cable	Accessory
M Material	H Hardness	M Material	A Accessory
SUS440C	50~55HRC	SUS303	Cable 3m, 2-Conductors Ø3, Oil Resistant Min. Bending Radius R7/ 3.2 Hex Socket 10)

Part Number	Stroke	Operating Point	Contact Force N	Contact Logic	Unit Price	Volume Discount Rate
					1 ~ 9 pc(s).	10~20
MSTKD-ND	2.8	0.3 from Tip (Repeatability 0.005)	1	NO (Normally Open)		

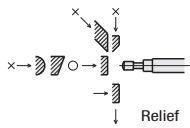
Features: The plastic tip is suitable for detection without causing damages to target objects. For Mechanical / Electrical Specifications and Precautions for Use, **P2095**



MSTKD-BR N-MSTKD-BRD (With LED)



⚠ Force must be applied normal to the switch. (Declination within $\pm 3^\circ$)



- Use within the contact ratings.
- Do not pull or twist the cable with 30N or more.

Contact Part	Main Body	Cable	Accessory
M Material	M Material	M Material	A Accessory
Polycetal	SUS303	Cable 3m, 2-Conductors Ø3, Oil Resistant Min. Bending Radius R7/ 3.2 Hex Socket 8)	Hex Nuts 2 pcs. (Thickness Resistant)

⚠ Stroke will be reduced as the plastic tips wear.

Part Number	Stroke	Operating Point	Contact Force N	Contact Logic	MSTKD-BR		N-MSTKD-BRD	
					Unit Price	Volume Discount Rate	Unit Price	Volume Discount Rate
					1 ~ 9 pc(s).	10~20	1 ~ 9 pc(s).	10~20
MSTKD-BR N-MSTKD-BRD	2.8	0.3 from Tip	1	NO (Normally Open)				



Ordering Example

Part Number

MSTKD-ND
N-MSTKD-BRD