Manual Units
With Position Indicator

Features: Position Indicator allows easy position adjustments.

X-Axis



KUDP

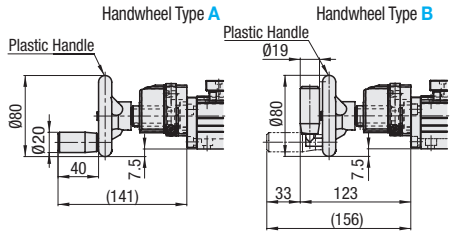

Components

Parts	Base	Table	Lead Screw
M Material	Aluminum Alloy	Aluminum Alloy	S45C
S Surface Treatment	Clear Anodize	Clear Anodize	Black Oxide

Parts	Lead Screw Nut	Nut Bracket	Side Plate
M Material	Brass	Aluminum Alloy	Aluminum Alloy
S Surface Treatment	-	Clear Anodize	Clear Anodize

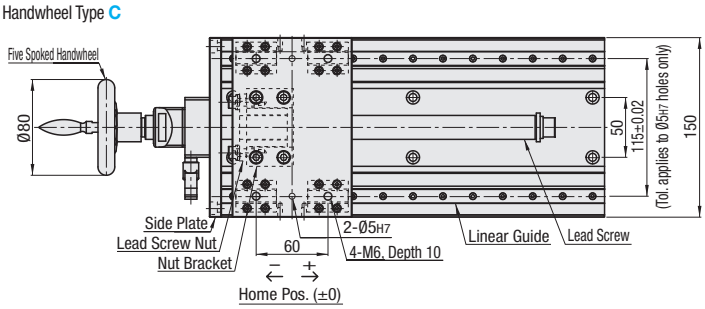

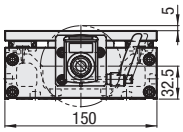

Arrow View A-A

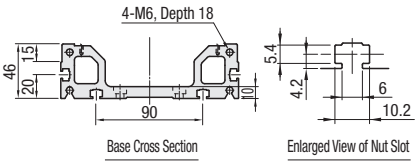

Base Cross Section

Enlarged View of Nut Slot

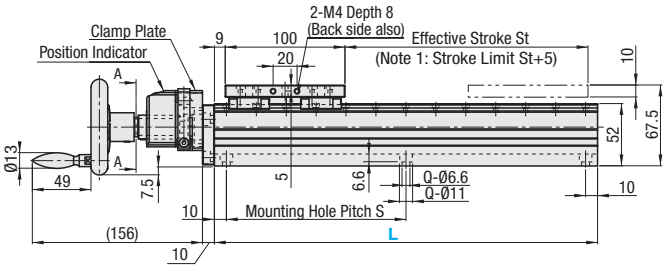

Use M6 nuts.

Note 1) Stroke limit is where stroke reaches the mechanical limit.

Part Number Type	Part Number No.	Handwheel Type	Base Length L (mm)	Effective Stroke St(mm)	Lead Screw Thread Dia.	Lead Screw Lead	Allowable Load (N) Horizontal	Allowable Load (N) Vertical	Allowable Moment (N•m) Ma	Allowable Moment (N•m) Mb	Allowable Moment (N•m) Mc	Base Mounting Hole S	Base Mounting Hole Q (Number of Holes)	Mass (kg) Handwheel Type A	Mass (kg) Handwheel Type B	Mass (kg) Handwheel Type C
KUDP	20	A Plastic Handle B Plastic Offset Handwheel - Folding Type C Five Spoked Handwheel	170	53	20	4	490	98	14	14	27	150	4	3.8	3.8	4.1
			220	103								200	4	4.3	4.3	4.6
			320	203								150	6	5.3	5.3	5.6
			370	253								175	6	5.8	5.8	6.1
			420	303								200	6	6.3	6.3	6.6
			470	353								150	8	6.8	6.8	7.1

The allowable load for this product is the load that can be placed on the stage table such that it can still be moved. "Horizontal" and "vertical" indicate the installation orientation.

Ordering Example

Part Number	-	Handwheel Type	-	L
KUDP20	-	A	-	320

Part Number Type	Part Number No.	Handwheel Type	Unit Price 1 ~ 2 pc(s). L=170	L=220	L=320	L=370	L=420	L=470
KUDP	20	A						
		B						
		C						

Required Torque, Required Turning Force

Part Number Type	Part Number No.	Required Torque (N·m) Horizontal	Required Torque (N·m) Vertical	Required Turning Force (N) Horizontal	Required Turning Force (N) Vertical
KUDP	20	0.059	0.333	2.261	12.823

*Torque and turning force required at max. load capacity.
*Turning force is the force that rotates the handwheel.
*Vertical values are those when elevating the table.

Accuracy

Type	Parallelism (mm)	Backlash (mm)
KUDP	0.15	0.3

*Parallelism is the degree of running parallelism for dimension B against dimension A. (See the diagram below.)
*Backlash is not a guaranteed value but reference value.

Turning Force Fig.



Moment Diagram

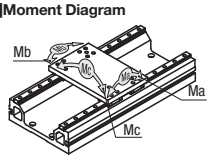
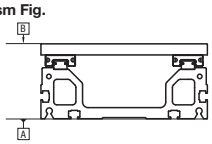
Parallelism Fig.