


[Simplified Adjustments] XY-Axis, **MISUMI C-VALUE** [Standard] XY-Axis Dovetail Slide, Feed Screw, Key Guide Units

■ **Features:** Have the top and bottom surfaces clamped with screws. Has a very low profile (height: 16mm) and thus, are suitable for adjustment on limited spaces.

■ **XY-Axis, Low Profile**

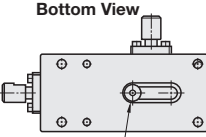


☑ X-Axis **P.1895**

⚠ Avoid removing the stepped screw, as it may become damaged.

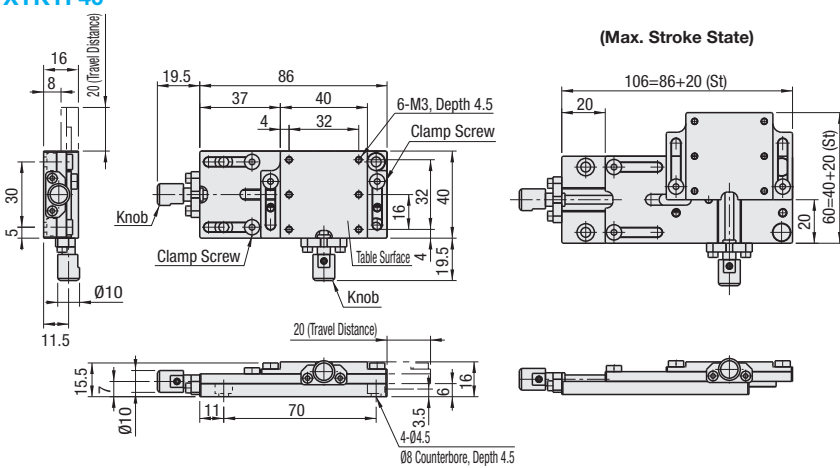
⚠ **One Point**
A stepped screw is mounted onto the back face to prevent the table from being pulled up.

Bottom View



Stepped Screw

XYKYF40



(Max. Stroke State)


Main Body		Feed Screw		Clamp Screw	
M	S	M	S	M	S
Material	Surface Treatment	Material	Surface Treatment	Material	Surface Treatment
Aluminum Alloy	Black Anodize	Steel	Electroless Nickel Plating	Steel	Black Oxide

Part Number	Table Surface Size (mm)	Travel Distance (mm)	Travel per Rotation (mm)	Clamp Screw	Load Capacity (N)	Weight (kg)	Unit Price	
Type	No.	Top Surface	Bottom Surface					
XYKYF	40	40x40	20	20	0.7	M4	19.6	0.15

Ordering Example **Part Number**
XYKYF40

Points on Similar Product Comparison | Travel Accuracy (Straightness) 50µm Similar Product Pages **P.1933**

■ **XY-Axis**

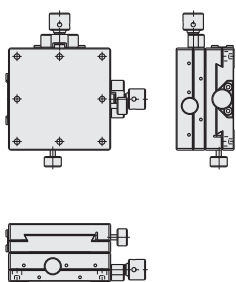


☑ X-Axis **P.1896**

☑ Z-Axis **P.1961**

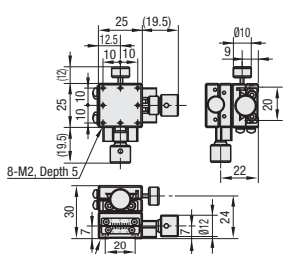
RoHS 10

Clamp Position Change
XYFES□-R (Right/Left Reversed)



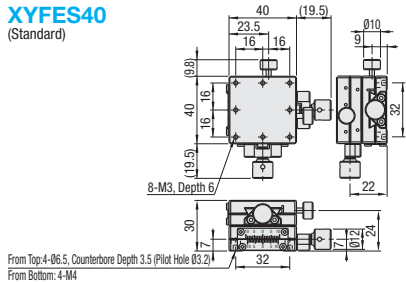
☑ See the CAD data for details.

XYFES25
(Standard)



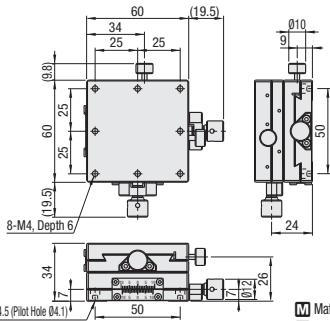
From Top: 4-Ø4.2, Counterbore Depth 2.7 (Pilot Hole Ø2.1)
From Bottom: 4-M2.5

XYFES40
(Standard)



From Top: 4-Ø6.5, Counterbore Depth 3.5 (Pilot Hole Ø3.2)
From Bottom: 4-M4

XYFES60
(Standard)



From Top: 4-Ø8, Counterbore Depth 4.5 (Pilot Hole Ø4.1)
From Bottom: 4-M6

*The depth will be short due to the stage shape.

M Material: Aluminum Alloy
S Surface Treatment: Black Anodize

■ **XY-Axis Stages** ⚠ High Precision Stage Existing Product: XYEG (P.1933)

Type	Part Number	Clamp Position	Stage Surface (mm)	Travel Distance (mm)	Travel per Rotation (mm)	Load Capacity (N)	Travel Accuracy Straightness	Weight (kg)	Unit Price
XYFES	25	No Symbol (Standard)	25x25	±5	0.5	27.4	50µm	0.09	
	40	R (Right/Left Reversed)	40x40	±7				0.16	
	60		60x60	±8				0.36	

⚠ Resolution (Vernier Scale Indication): 0.1mm/division
 ⚠ Extension Cover HDEXT12-□ (sold separately): Ø12 knobs can be extended by installing the cover. **P2004**
 (Caution) Please note that increased knob diameter may interfere with the stage mounting base surfaces.

Ordering Example **Part Number**
XYFES40