


[High Precision] Dovetail Slide, Feed Screw

Long (Selectable lead) / Compact Carriage (Lead 4.2mm)

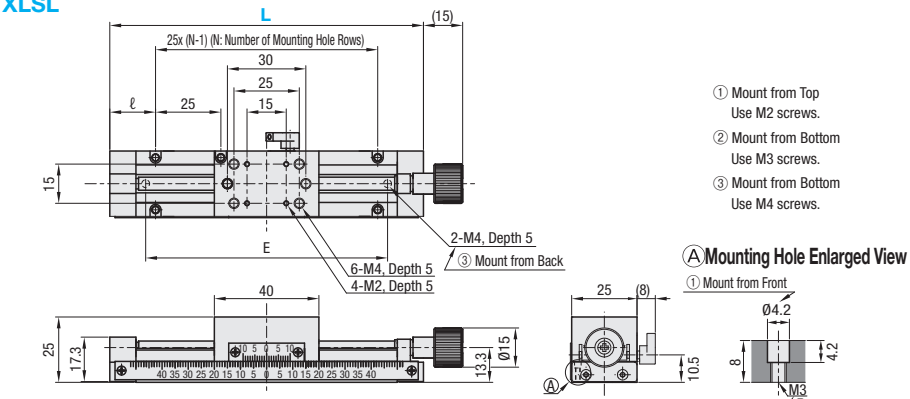
Features: Dovetail Slide Feed Screw stage with selectable screw lead in 2mm, 5mm, 10mm. Long strokes equivalent of Rack & Pinion stages. Also suitable for vertical uses.

X-Axis Long
(Selectable lead type)



Z-Axis **P1959** **RoHS10**

XLSL



① Mount from Top
Use M2 screws.
② Mount from Bottom
Use M3 screws.
③ Mount from Bottom
Use M4 screws.

(A) Mounting Hole Enlarged View
① Mount from Front
② Mount from Back

M Material: Aluminum Alloy
S Surface Treatment: Black Anodize

⚠ The scale in the above figure is for L120, and not for L90,150.
⚠ The external dimensions will be the same if L is the same, even if the move distance per knob rotation is different.

Part Number Type	No.	Travel per Rotation (mm)	Travel Distance (mm)	L	N Number of Mounting Hole Rows	Number of Mounting Holes (N2)	ℓ (mm)		E (mm)	Load Capacity (N)		Travel Accuracy (μm)		Weight (kg)	Unit Price
							Horizontal	Vertical		Straightness	Parallelism				
XLSL	90	2	±27	90	3	6	20	55	29.4	14.7	30	30	0.14		
		5													
		10													
	120	2	±42	120	4	8	22.5	80							0.16
		5													
		10													
150	5	±57	150	5	10	25	110	0.18							
	10														

⚠ Resolution (Vernier Scale Indication): 0.1mm/division
⚠ Knob Cover HDC/R15 (Sold Separately): Ø15 knobs can be increased in diameter by installing the cover. **P2004**
⚠ Adjustable Plate XPL40: Use this plate when connecting stages with non-matching mounting holes. **P1915**

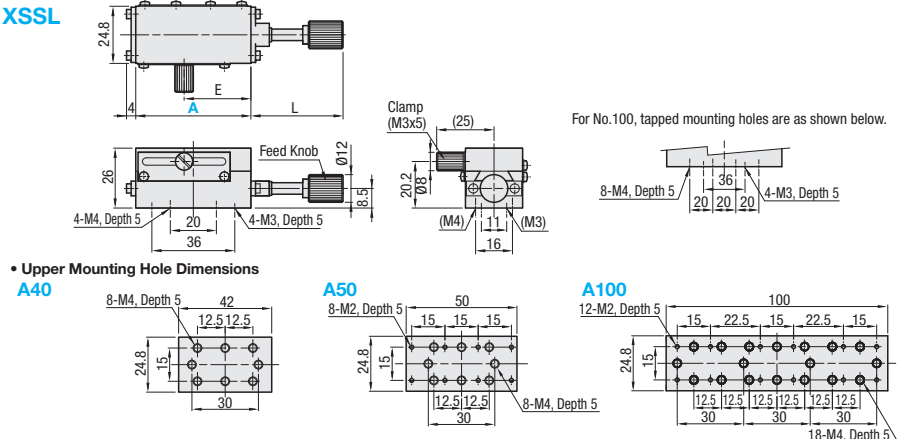
Ordering Example **Part Number**
XLSL90-5

Features: Smooth feeding dovetails slide stages in 4.2mm lead. A space saving slim shape (24.8mm width) compared to rectangle type XSL (**P1900**).

X-Axis, Compact Carriage
(Lead 4.2mm)



XSSL



Clamp (M3x5) (25)
Feed Knob Ø12
4-M4, Depth 5
4-M3, Depth 5
(M4) (M3)
16

For No.100, tapped mounting holes are as shown below.

A40
8-M4, Depth 5
42
12.5 12.5
24.8
15
30

A50
8-M2, Depth 5
50
15 15
24.8
15
12.5 12.5
30
8-M4, Depth 5

A100
12-M2, Depth 5
100
15 22.5 15 22.5 15
24.8
15
12.5 12.5 12.5 12.5
30 30 30 30
18-M4, Depth 5

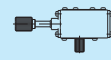
M Material: Aluminum Alloy **S** Surface Treatment: Black Anodize

Part Number Type	A	Stage Surface (mm)	Travel Distance (mm)	Travel per Rotation (mm)	L	E	Load Capacity (N)		Travel Accuracy (μm)		Weight (kg)	Accessory Type M-L Qty.	Unit Price
							Horizontal	Vertical	Straightness	Parallelism			
XSSL	40	24.8x42	±12	4.2	40	25	29.4	14.7	20	30	0.11	SCB4-8 SCB3-6	4
	50	24.8x50	±16		40	29							
	100	24.8x100	±40		60	54							

⚠ Resolution (Vernier Scale Indication): 0.1mm/division
⚠ Extension Cover HDXT12 (Sold Separately): Ø12 feed screw knob can be extended. **P2004**
⚠ Adjustable Plate XPL: Use this plate when connecting stages with non-matching mounting holes. **P1915**

Ordering Example **Part Number**
XSSL50

Alterations **Part Number** - (R)
XSSL100 - R

Alteration	Knob Position Change (Left/Right Reversed)
Spec.	
Code	R