


Slot Pins for Inspection Components

Straight, Handle Length Selectable

■ **Features:** Straight Slot Pins for Inspection Jigs. Handle lengths are selectable. For compatible bushings, see P.1841~P.1844.

Straight

■ **Handle Length**

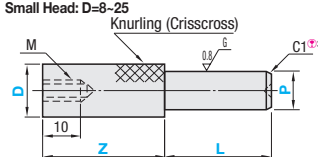


Material ^①	Hardness	Type	
		P _{0.02}	P _{g6}
S45C Equivalent	-	KJPSZ	KJPGSZ
S45C Equivalent	45HRC~	KJPSHZ	KJPGSHZ

P	g6
2.00~ 3.00	-0.002 -0.008
3.01~ 6.00	-0.004 -0.012
6.01~ 10.00	-0.005 -0.014
10.01~ 18.00	-0.006 -0.017
18.01~ 30.00	-0.007 -0.020

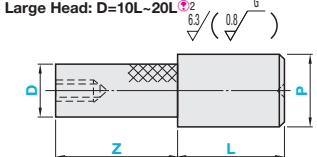
④ Handles and pins may be joined with an adhesive. Heat or strong force may cause separation.

Small Head: D=8-25



① For electroless nickel plating, please specify the alteration MN.
② Dimensions not specified are the same as Small Head Type.

Large Head: D=10L-20L



③ When P<3, C is 0.5.
⑤ The joint of each step may have a relief groove (approx. 1mm wide and approx. 0.2mm deep).

Part Number	Type	0.01mm Increment		1mm Increment	Z	M
		D	P Configurable	L Configurable		
(S45C) KJPSZ	(S45C) KJPGSZ	8	2.00~ 6.00	(When P<8) 5~40 (When P≥8) 5~50	Selection	M4
		10	2.00~ 8.00			10
		12	4.00~ 10.00			20
		16	8.00~ 14.00			30
		20	10.00~ 18.00			40
(S45C Hardened) KJPSHZ	(S45C Hardened) KJPGSHZ	25	15.00~ 23.00	For SUS304 L≤Px5	M5	
		10L	10.00~ 16.00	For longer pins, see P.1827.		30
		12L	12.00~ 20.00			40
		16L	16.00~ 25.00			M5
		20L	20.00~ 30.00			M5

④ Tapped holes are not provided on products with Z=10.
*Z dimension 10 and 20 are only available when P≥5 and pin length L≤30.

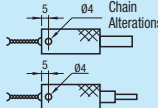

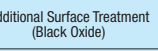

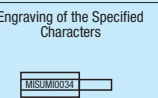
Ordering Example: Part Number (TYPE, D) - P - L - Z

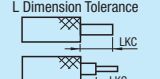

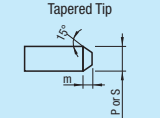
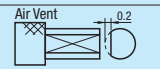
KJPSZ16 - P10.20 - L30 - Z40

D	P _{0.02}		P _{g6}	
	KJPSZ	KJPSHZ	KJPGSZ	KJPGSHZ
Small Head	8			
	10			
	12			
	16			
	20			
Large Head	25			
	10L			
	12L			
	16L			
	20L			

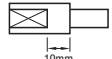
Alterations: Part Number - P - L - Z - (CH, KH, KF~etc.)

KJPSZ20 - P16.65 - L30 - Z20 - MN

Alterations	Code	Spec.
	CH	Loss-proof chain (length 600mm) is attached to gauge body. ④ For chains only, see P.1862.
	MN	Electroless nickel plating is applied. ④ Applicable to Material S45C only. ⑤ Combination with STC is not available.
	STC	Adds black oxide surface treatment. ④ Applicable to Material S45C only. ⑤ Combination with MN is not available.
	KH	Machines flats on knurled head and engraves P dimension (with the character orientation arbitrary). ④ Not applicable to handle length 10. ⑤ Engraved on the reverse side when combined with KF and KHS.
	KF	Engraves alphabet or number. (Ordering Code) KF-MSUMM0034 Printable Character: alphabet, number, (period) ④ No symbols, such as a hyphen (-), other than those mentioned above may be used for engraving. ⑤ The pin's orientation to the pin to the engraved characters is arbitrary. ⑥ Engraved on the reverse side when combined with KH and KHS. ⑦ Up to 9 digits max. ⑧ When combining with other options, enter this last.

Alterations	Code	Spec.
	LKC	Changes L dimension tolerance to ±0.05. (Ordering Code) LKC ④ When the LKC is used, 0.1mm increment can be specified for L Dimension. ⑤ L<30 ⑥ P>4
	NMN	Omits the relief groove between knurled part and straight part on the step. ④ Not applicable to Large Head Type.
	STT	Tapers the tip. ④ Applicable when L≥10. ⑤ The length of m is included in that of L.
	ABT	Adds air vent to P dimension.

Caution when making alterations to engraving (KH, KF)



④ If the pin and the knurled part are joined with an adhesive, 10mm of the tip is not machined flat because the tip is thin.