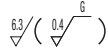


Round, Wrench Flats Tapped

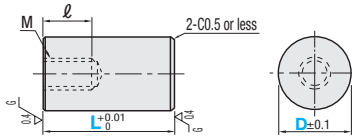


RoHS 10

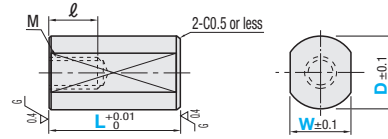
M Material	S Surface Treatment	H Hardness	Round	Wrench Flats
SKS3 Equivalent	-	Treated Hardness: 60 ~ 63HRC	JPHUF	JPHUW
	Black Oxide	Treated Hardness: 60 ~ 63HRC	BJPHUF	BJPHUW
	Hard Chrome Plating	Treated Hardness: 50 ~ 55HRC Plating Hardness: 750HV -	HJPHUF	HJPHUW



• Round



• Wrench Flats



Part Number Type	D	L		W	M (Coarse)	* Tightening Torque N·cm	ℓ
		0.01mm Increment	1mm Increment				
<Round>	6	12.00-30.00	-	-	M3	98	5
<Wrench Flats>	8	16.00-30.00	-	-	-	-	-
JPHUF	10	16.00-50.00	8~9	-	M5	461	8
BJPHUF	12	16.00-50.00	8~11	-	-	-	-
HJPHUF	16	22.00-50.00	11-15	-	M8	1911	12
	20	22.00-50.00	11-19	-	-	-	-

*M+2<W<D (Wrench flats is D≥10.

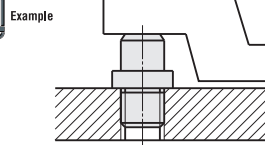
*The tightening torque (ref. value) for hardened products is strength class 8.8. (See technical data on P. 2297.) Not applicable when using locking materials or lock washers.

D	Unit Price Round			Unit Price Wrench Flats		
	JPHUF	BJPHUF	HJPHUF	JPHUW	BJPHUW	HJPHUW
6				-	-	-
8				-	-	-
10						
12						
16						
20						



Ordering Example

Part Number	L	D	W	F
Round, Wrench Flats Threaded				
(Round, F Fixed)	JPHAF3	5.21	6	
(Round, F Configurable)	JPHAFM3	L5.21	D6	F9
(Wrench Flats, F Fixed)	HJPHAW10	20	15	W11
(Wrench Flats, F Configurable)	HJPHAWM10	L20.00	D15	W11 - F15
Shouldered, Threaded				
(F Fixed)	JPHA8	14		
(F Configurable)	JPHAM8	L14.00		F10
Round, Wrench Flats Tapped				
(Round)	JPHUF6	20.00		
(Wrench Flats)	BJPHUW10	17.00		W8



Alterations

Part Number	L	D	W	F	(CRC, EAT)
JPHAF10	20.50	25			CRC
HJPHAWM10	L15.00	D20	W20	F15	EAT

Alterations are applicable to Threaded only.

Alterations Code	Radius to End Face	Seating Sensor Holes																				
	CRC	EAT																				
Spec.	<p>Chamfering of workpiece receiving-surface is changed to R1.</p> <p>Ordering Code CRC</p> <p>No addition of radius to wrench flats.</p> <p>Applicable when L≥15.</p>	<p>Machines seating sensor holes on the work-receiving surface. Hole diameters are shown in the table below.</p> <p>Ordering Code EAT</p> <p>Applicable when D≥6.</p> <p>Application conditions vary depending on F and L dimensions.</p> <table border="1"> <thead> <tr> <th>M</th> <th>Narrow Hole Dia. d1</th> <th>Through Hole Dia. d2</th> <th>Applicable Overall Length Conditions</th> </tr> </thead> <tbody> <tr> <td>6</td> <td>1.0</td> <td>1.5</td> <td>F+L≤20</td> </tr> <tr> <td>8</td> <td>1.0</td> <td>2.5</td> <td>F+L≤30</td> </tr> <tr> <td>10</td> <td>1.5</td> <td>3.5</td> <td>F+L≤40</td> </tr> <tr> <td>12</td> <td>1.5</td> <td>4.5</td> <td>F+L≤50</td> </tr> </tbody> </table>	M	Narrow Hole Dia. d1	Through Hole Dia. d2	Applicable Overall Length Conditions	6	1.0	1.5	F+L≤20	8	1.0	2.5	F+L≤30	10	1.5	3.5	F+L≤40	12	1.5	4.5	F+L≤50
M	Narrow Hole Dia. d1	Through Hole Dia. d2	Applicable Overall Length Conditions																			
6	1.0	1.5	F+L≤20																			
8	1.0	2.5	F+L≤30																			
10	1.5	3.5	F+L≤40																			
12	1.5	4.5	F+L≤50																			