

Conveyor Air Nozzle Stands

■ **Features:** Air Nozzle Stand to be attached to the conveyor. Several nozzles can be mounted on one stand.

Conveyor Air Nozzle Stands



RoHS 10

Component List

Part No.	Part Name	Qty.	Material	
			CTT CSS NZTS	CTA CSA NZTA
①	Mounting Bracket	2	SUS304	
②	Shaft Set Screw	1	SUS304	
③	Post	1	SUS304	
④	Shaft	1	SUS304	
⑤	Air Nozzle Mounting Plate	1	SUS304 A6061*3	
⑥	Shaft Collar	1	SUS304 A6061*3	
⑦	Air Nozzle Mounting Hex Socket Head Cap Screw	2	SUS304	
⑧	Hex Socket Flat Head Cap Screw	2	SUS304	
⑨	Hex Socket Head Cap Screw with Spring/Washer	4	SUS304	
⑩	Nozzle Terminal	1	SUS304 A6063*3	

*1 ⑥ will be made of aluminum for CTA/CSA, but the dimensions will be same as SSSDN (P. 1-289).

*2 When the attachment H or V is selected, ⑩ will be attached instead of the part number ⑤, ⑥, ⑦, and ⑧.

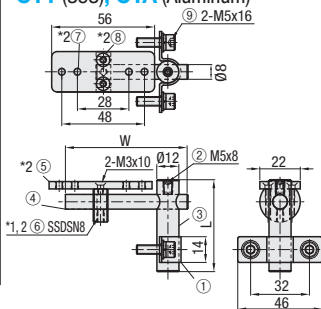
*3 The aluminum surface is white anodized.

③ Either M5 or M6 screw can be used to mount fixing brackets.

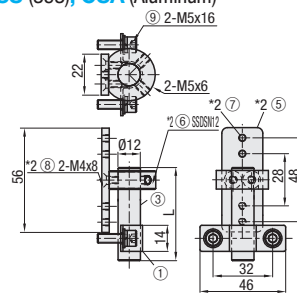
④ When mounting several brackets with a top blow type, addition of a shaft as alteration is recommended.

⑤ When mounting several brackets with a side blow type, use of mounting 2 brackets is recommended.

Top Blow Type CTT (SUS), CTA (Aluminum)

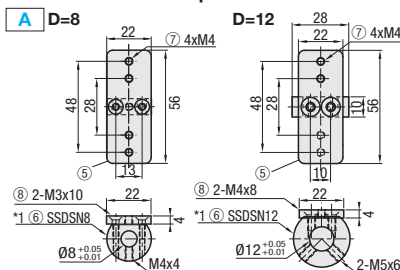


Side Blow Type CSS (SUS), CSA (Aluminum)

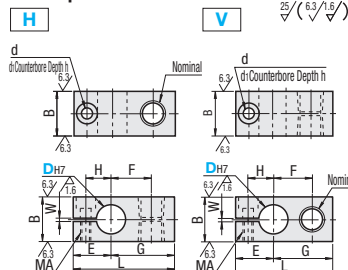


Attachment NZTS (SUS), NZTA (Aluminum)

• Flat Air Nozzle Compatible



• Compatible with Other Nozzles



D	Nominal	B	L	E	G	H	F	MA	d	d1	h	W	Included Screw
8	M5	12	27	11	16	7	10	M3	3.5	6.5	3.5	1	SCB3-8
12	Rc (PT) 1/8	18 (*19)	40	15	25	10	16	M4	4.5	8	4.5	1.5	SCB4-10

* For NZTS
* D: tolerance is measured before slitting.

Top Blow Type

Part Number	Type	Attachment	L	W	Unit Price				
					CTTA	CTTH CTTZ	CTAA	CTAH CTAV	
CTT CTA	A H V	50	50						
			100						
			150						
			200						
			250						
			300						
		100	50						
			100						
			150						
			200						
			250						
			300						
	150	50							
		100							
		150							
		200							
		250							
		300							
	200	50							
		100							
		150							
		200							
		250							
		300							
250	50								
	100								
	150								
	200								
	250								
	300								
300	50								
	100								
	150								
	200								
	250								
	300								

Side Blow Type

Part Number	Type	Attachment	L	Unit Price			
				CSSA	CSSH CSSV	CSAA	CSAH CSAV
CSS CSA	A H V		50				
			100				
			150				
			200				
			250				
			300				

Attachment

Part Number	Type	D	Unit Quotation Price			
			NZTS		NZTA	
			No.			
NZTS NZTA	A	8				
		12				

Air Nozzle Compatibility Table

Types	Attachment	Compatible Nozzle Type	Page	Nominal
Top Blow	A	AFTSP, AFTSF, AFTSA, AFTSS, AFTAD, AFTADA, AFTRW, AFTRSW	P2_1455-1460	-
	H	PNZRF, ABNZL, ABNZN, ABNZMN, ABNZNL, ABNK, ABNX	P2_1465-1469	M5
	V	NZAK, NZAL, ALVA, ALVS, ARDADA, PNZRF, PNZCS, PNZCV, AFC5		
Side Blow	H V	AFTF, AFTRA, PNZRF, ACNA, ABNZ, ABNZM, ABNZL, ABNZML, ABNX	P2_1463-1478	Rc (PT) 1/8
		ABNKH, ABNXH, PNMC, PNMS, DKNZ, DKNZN, DKNZP, DKNZNP, SGPPN		
		SUTPN, FSGPPN, FSUTPN, SGPPW, SUTPW, FSUTPW, SLTWSLTR, SLTRS, NZRFS, NZRVFS, NZRCS, NZRS, NZRAJ		

* The compatible nozzle types are listed in the order in which they appear in the catalog.

Alterations

Part Number: L - W - (ADB)

Type: Attachment

CTT S - 50 - 300 - ADB

Alterations

Supporting Posts Added (Both Ends Supported)

Code: ADB

Spec. The Top Blow Type cantilever is changed to both ends supported.
* Accessory
① Shaft of the same length as specified L dimension x 1 pc
② Mounting Bracket x 2
③ Stainless Steel Hex Screw x 4 pcs.

Example

(NG Item Discharge)

(Surface Cleaning)

Ordering Example:

Part Number: Type Attachment L W

CTT A - 300 - 100

CSS H - 200 - 100

Part Number: Type D No.

NZTS 12 - H