

# Urethane Cam Followers

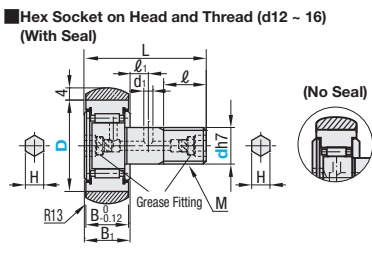
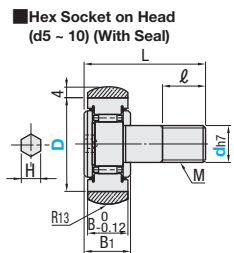
## With Hex Socket

■ **Features:** Urethane is baked on the outer rings of the cam followers.



Type				Material		Accessory
Hex Socket on Head (d5 ~ 10)		Hex Socket on Head and Thread (d12 ~ 16)		Urethane	Cam Followers	
With Seal	No Seal	With Seal	No Seal			
CFFRRA	CFFRRU	CFRAH	CFRTH	Shore A90	SUJ2	1 Hex Nut (S45C Carbon Steel, Black Oxide)
CFFRAS	-	CFRSH	CFRTSH		SUS440C Equivalent	Hex Nut 1 pc. (SUS304)
-	-	-	-	Shore A50	SUJ2	1 Hex Nut (S45C Carbon Steel, Black Oxide)

⚠ Operating Temp.: 80°C or lower  
 ⚠ For d10 and smaller sizes, no grease replenishing hole is provided.



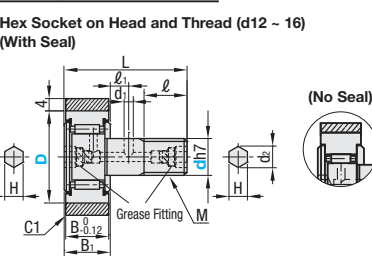
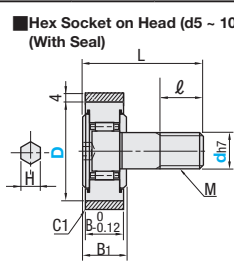
Part Number		D Selectable	MxPitch	B	B1	L	d1	l	l1	H	Allowable Load (N)	Allowable Rotational Speed (rpm)		Mass (g)	Unit Price					
Type	ch7 Tolerance											Shore A90	Shore A50		CFFRRA	CFFRAS	CFFRRU	CFRAH	CFRSH	CFRTH
(With Seal) CFFRRA CFFRAS CFFRRU	5	0	13	5x0.8	9	10	23	7.5	-	3	68	1500	250	13	-	-	-	-	-	-
	6	-0.012	16	6x1.0	-	-	28	9	-	4	90	1300	220	22	-	-	-	-	-	-
	8	0	19	8x1.25	11	12	32	-	11	-	96	1180	190	33	-	-	-	-	-	-
	10	-0.015	22	10x1.25	12	13	36	-	13	-	110	1060	170	50	-	-	-	-	-	-
(With Seal) CFRAH CFRSH CFRTH CFRTSH	12	0	30	12x1.5	14	15	40	-	6	5	118	930	150	66	-	-	-	-	-	-
	16	-0.018	32	16x1.5	18	19.5	52	3	14	6	147	830	140	103	-	-	-	-	-	-
	12	0	32	12x1.5	14	15	40	3	14	6	151	800	130	113	-	-	-	-	-	-
	16	-0.018	35	16x1.5	18	19.5	52	3	18	8	202	740	120	181	-	-	-	-	-	-

⚠ The standards of d12, 16 have been modified to those with the hex socket on the head and thread.



Type				Material		Accessory
Hex Socket on Head (d5 ~ 10)		Hex Socket on Head and Thread (d12 ~ 16)		Urethane	Cam Followers	
With Seal	No Seal	With Seal	No Seal			
CFFRUA	CFFRUU	CFTAH	CFTTH	Shore A90	SUJ2	1 Hex Nut (S45C Carbon Steel, Black Oxide)
CFFRUAS	-	CFTSH	-		SUS440C Equivalent	Hex Nut 1 pc. (SUS304)
CFFRUAG	-	CFTGH	-	Shore A50	SUJ2	1 Hex Nut (S45C Carbon Steel, Black Oxide)

⚠ Operating Temp.: 80°C or lower  
 ⚠ For d10 and smaller sizes, no grease replenishing hole is provided.



Part Number		D Selectable	MxPitch	B	B1	L	d1	d2	l	l1	H	Allowable Load (N)	Allowable Rotational Speed (rpm)		Mass (g)	Unit Price					
Type	ch7 Tolerance												Shore A90	Shore A50		CFFRUA	CFFRUAS	CFFRUAG	CFFRUU	CFTAH	CFTSH
(With Seal) CFFRUA CFFRUAS CFFRUAG CFFRUU	5	0	13	5x0.8	9	10	23	-	7.5	-	3	68	1500	250	13	-	-	-	-	-	
	6	-0.012	16	6x1.0	-	-	28	-	9	-	4	90	1300	220	22	-	-	-	-	-	
	8	0	19	8x1.25	11	12	32	-	11	-	4	96	1180	190	33	-	-	-	-	-	
	10	-0.015	22	10x1.25	12	13	36	-	13	-	5	110	1060	170	50	-	-	-	-	-	
(With Seal) CFTAH CFTSH CFTGH CFTTH	12	0	30	12x1.5	14	15	40	-	6	-	5	118	930	150	66	-	-	-	-	-	
	16	-0.018	32	16x1.5	18	19.5	52	3	14	6	6	147	830	140	103	-	-	-	-	-	
	12	0	32	12x1.5	14	15	40	3	14	6	6	151	800	130	113	-	-	-	-	-	
	16	-0.018	35	16x1.5	18	19.5	52	3	18	8	6	202	740	120	181	-	-	-	-	-	

⚠ The standards of d12, 16 have been modified to those with the hex socket on the head and thread.

Part Number Substitution Table for Cam Follower Standard Changes (d12, 16)

Type	Old Part Number (d12, 16)		New Part Number (d12, 16)	
	Old Standard	Old Hex Socket	Hex Socket on Head and Thread	Hex Socket on Head and Thread
Urethane	CFFRZ	CFFRRA	CFFRRA	CFRAH
	CFFRZS	CFFRAS	CFFRRA	CFRSH
	CFFR	CFFRRU	CFFRRU	CFRTH
	CFFRS	-	CFFRRU	CFRTSH
	CFFRUZ	CFFRUA	CFFRUA	CFTAH
	CFFRZS	CFFRUAS	CFFRUAS	CFTSH
	-	CFFRUAG	CFFRUAG	CFTGH
	CFFRU	CFFRUU	CFFRUU	CFTTH
	-	-	-	-
	-	-	-	-

Ordering Example: Part Number - D  
 Example: CFAH12 - 30