Pivot Pins

Tapped with Shoulder / Tapped, Hex Socket Head with Shoulder

■Tapped with Shoulder

RoHS10

Type	M Material	H Hardness	S Surface Treatment
HCLBM	S45C Equivalent	-	Black Oxide
HCLBHM		40~45HRC	
PHCLBM		-	Electroless Nickel Plating
PHCLBHM		40~45HRC	
GHCLBM		Plating Hardness 750HV~	Hard Chrome Plating
SHCLBM	SUS304	-	-
SHCLBHM	SUS440C	45~50HRC	
GSHCLBHM	Equivalent	45~50HRC Plating Hardness 750HV~	Hard Chrome Plating

D Tolerance (g6)	
6	-0.004 -0.012
8, 10	-0.005 -0.014
12~18	-0.006 -0.017
20~25	-0.007 -0.020

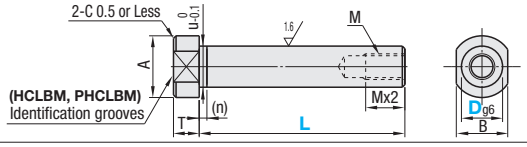

- For L Dimension, Standard Machining Tolerances (Class: Medium) is used.
- **HCLBM, PHCLBM** may have identification grooves on the side in order to distinguish them from Hardened Type.
- Relief dimension under the shoulder is for reference.

Part Number Type	D	L=0.1mm Increment	A	B	u	T	(n)	M (Coarse)	Unit Price HCLBM	HCLBHM	PHCLBM	PHCLBHM	GHCLBM	SHCLBM	SHCLBHM	GSHCLBHM
HCLBM HCLBHM PHCLBM PHCLBHM GHCLBM SHCLBM SHCLBHM GSHCLBHM	6	15.0~100.0	10	8	5.8	5	1.5	M 3								
	8	15.0~100.0	13	10	7.8			M 5								
	10	20.0~100.0	16	13	9.8			M 6								
	12	20.0~200.0	18	14	11.8											
	13	25.0~200.0	24	21	12.8			M 8								
	14				13.8											
	15				14.8											
	16	30.0~200.0			15.8			M10								
	17				16.8			M12								
	18				17.8											
	20	35.0~200.0	27	23	19.8			M16								
	22				21.8											
	25		30	27	24.8											

SHCLBHM and GSHCLBHM may be discolored by hardening.

■Tapped, Hex Socket Head with Shoulder

RoHS10

Type	M Material	H Hardness	S Surface Treatment
CLBRM	S45C Equivalent	-	Black Oxide
CLBRHM		40~45HRC	
PCLBRM		-	Electroless Nickel Plating
PCLBRHM		40~45HRC	
GCLBRM		Plating Hardness 750HV~	Hard Chrome Plating
SCLBRM	SUS304	-	-
SCLBRHM	SUS440C Equivalent	45 ~ 50HRC	

D Tolerance (g6)	
6	-0.004 -0.012
8, 10	-0.005 -0.014
12~18	-0.006 -0.017
20~25	-0.007 -0.020

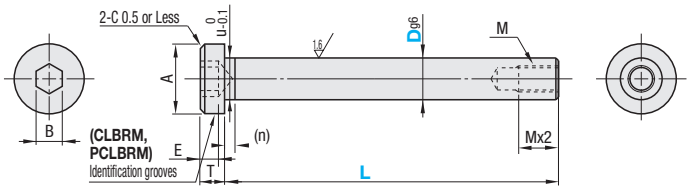

- For L Dimension, Standard Machining Tolerances (Class: Medium) is used.
- **CLBRM, PCLBRM** may have identification grooves on the side in order to distinguish them from Hardened Type.
- Relief dimension under the shoulder is for reference.

Part Number Type	D	L=0.1mm Increment	A	T	B	E	u	(n)	M (Coarse)	Unit Price CLBRM	CLBRHM	PCLBRM	PCLBRHM	GCLBRM	SCLBRM	SCLBRHM
CLBRM CLBRHM PCLBRM PCLBRHM GCLBRM SCLBRM SCLBRHM	6	15.0~100.0	10	5	3	2	5.8	1.5	M 3							
	8	20.0~100.0	13		5	3	7.8		M 5							
	10	25.0~100.0	16		6	4	9.8		M 6							
	12	25.0~200.0	18				11.8									
	13	30.0~200.0	24		8	5	12.8		M 8							
	14						13.8									
	15						14.8									
	16	35.0~200.0					15.8		M10							
	17						16.8		M12							
	18						17.8									
	20	40.0~200.0	27		10	6	19.8		M16							
	22						21.8									
	25	55.0~200.0	30		12	8	24.8									

SCLBRHM may be discolored by hardening.

Ordering Example

Part Number	-	L
HCLBHM8	-	35.8
SCLBRHM10	-	50.5

Alterations

Part Number - L - (MC, TC, LKC, HC)
HCLBHM10 - 50.5 - TC3

	Thread Diameter	Shoulder Thickness	L Dimension Tolerance	Shoulder Diameter Cut
Alterations	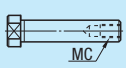	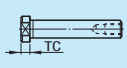	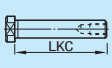	
Code	MC	TC	LKC	HC
Spec.	Ordering Code MC3 D / MC (Selection Range) 6 / 2.6 8 / 3 4 10, 12 / 4 5 13~15 / 5 6 16~18 / 6 8 20, 22 / 8 10 25 / 10 12	Ordering Code TC3 TC=0.5mm Increment 2≤TC≤4.5 Not available for Tapped, Hex Socket Head with Shoulder Type.	Ordering Code LKC Changes L dimension tolerance to ±0.05.	Ordering Code HC ・D=6~8 HC=A/2-1 ・D=10~25 HC=A/2-2