


Connectors in 3.50 mm pitch Series BL/SL 3.50

SL 3.50/..../90



Angled male header (90° orientation) for wave soldering in 3.5 mm pitch. The male header is available in open, closed (G) and flange (F) versions. Packed in cardboard box.

Product data


IEC: 320 V / 17 A
UL: 300 V / 10 A

For additional articles and information, refer to catalog.weidmueller.com

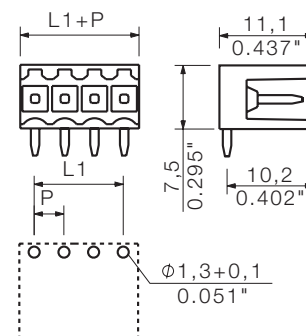
Note:

- Additional colours on request
- Gold-plated contact surfaces on request
- Rated current related to rated cross-section and min. No. of poles.
- P on drg. = pitch
- Rated data refer only to the component itself. Clearance and creepage distances to other components are to be designed in accordance with the relevant application standards.

SL 3.50/..../90



Dimensioned drawing







Technical data

In compliance with IEC 60664-1 / IEC 61984			
Clamping range, max.	mm ²		
Solid core H05(07) V-U	mm²		
Stranded H07 V-R			
Flexible H05(07) V-K	mm ²		
Flexible with ferrule	mm ²		
Ferrule with plastic collar	mm ²		
Stripping length	mm		
Screwdriver blade	mm		
According to norm			
Tightening torque range	Nm		
Rated current, max.	A	17	14.5
At ambient temperature		20°C	40°C
For conductor cross-section	mm ²		
Overvoltage category		III	III II
Pollution severity		3	2 2
Rated voltage	V	160	160 320
Rated impulse voltage	kV	2.5	2.5 2.5
UL / CUL (Use Group)		B	C D
Rated voltage	V	300	300
Rated current	A	10	10
AWG conductor	AWG		-
CSA (Use Group)		B	C D
Rated voltage	V	300	300
Rated current	A	10	10
AWG conductor	AWG		-
General data			
Type of insulation material		PBT	
Flammability class UL 94		V-0	
Contact base material		CuSn	
Material of contact surface		tinned	
Pin dimensions = d	mm	1.2, Octagonal	
Solder eyelet Ø = D	mm	1.3	
Solder eyelet Ø tolerance	mm	+ 0,1	

Accessories

Note: Refer to the Accessories chapter for additional accessories.

Coding		Order No.
	BL SL 3.5 KO OR	1693430000
	BL SL 3.5 KO SW	1610100000
Interlock		
	BL/SL 3.5 VR OR	1669310000
	BL/SL 3.5 VR SW	1669300000
LED light guide		
	SL 3.5 FLA 1.5/1.75/8	1597630000
	SL 3.5 FLA 1.5/8	1597510000
	SL 3.5 FLA 2.3/1.75/8	1597640000
	SL 3.5 FLA 2.3/8	1597520000
	SL 3.5 FLA 4.0/1.75/8	1597650000
SL 3.5 FLA 4.0/8	1597530000	
Mounting screw		
	PTSC KA 22X4.5	1610740000

Ordering data

Solder pin length		3.2 mm		
Colour		orange		
Pitch	3.50 mm			
Pol.	L1	(inch)	Qty.	Order No.
2	3.50	0.138	100	1597210000
3	7.00	0.276	100	1597220000
4	10.50	0.413	100	1597230000
5	14.00	0.551	50	1597240000
6	17.50	0.689	50	1597250000
7	21.00	0.827	50	1597260000
8	24.50	0.965	50	1597270000
9	28.00	1.102	50	1597280000
10	31.50	1.240	50	1597290000
11	35.00	1.378	50	1597300000
12	38.50	1.516	50	1597310000
13	42.00	1.654	50	1597320000
14	45.50	1.791	50	1597330000
15	49.00	1.929	50	1597340000
16	52.50	2.067	50	1597350000
17	56.00	2.205	20	1618990000
18	59.50	2.343	20	1619000000
19	63.00	2.480	20	1619010000
20	66.50	2.618	20	1619020000
21	70.00	2.756	20	1619030000
22	73.50	2.894	20	1619040000
23	77.00	3.031	20	1619050000
24	80.50	3.169	20	1619060000