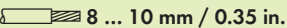













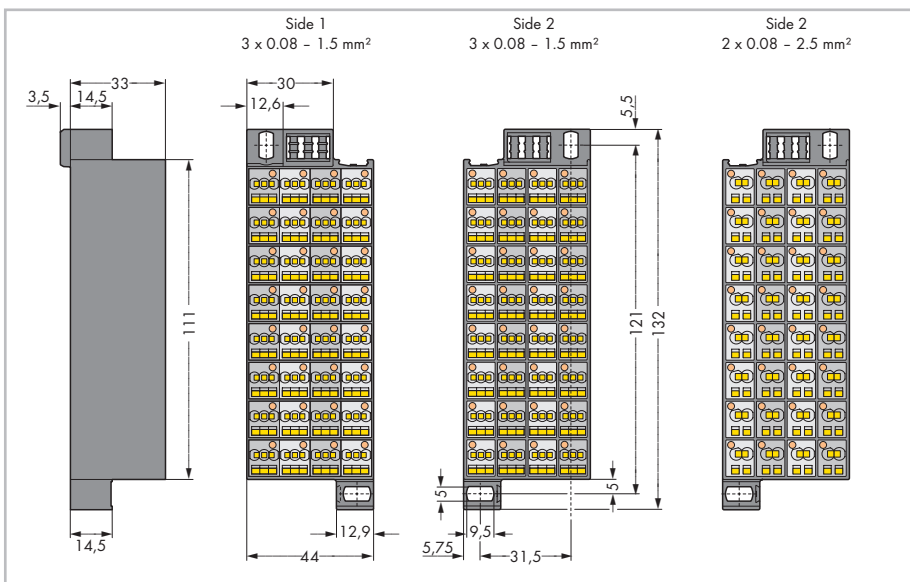
Side 1: 3x 0.08 ... 1.5 mm ² Side 2: 3x 0.08 ... 1.5 mm ² 500 V/6 kV/3 ① I _N 10 A  8 ... 10 mm / 0.35 in. ②	AWG 28 ... 16 AWG 28 ... 16 300 V, 10 A ③ 300 V, 10 A ③	Side 1: 3x 0.08 ... 1.5 mm ² Side 2: 2x 0.08 ... 2.5 mm ² 500 V/6 kV/3 ① I _N 10 A  8 ... 10 mm / 0.35 in. ②	AWG 28 ... 16 AWG 28 ... 14 300 V, 10 A ③ 300 V, 10 A ③
--	--	---	--



- ① 500 V = rated voltage
6 kV = rated surge voltage
3 = pollution degree
(also see Section 14)
- ② Strip length, see packaging or instructions.
- ③ Suitable for Ex i applications
- ④ See application notes for:
Decade marker carrier, page 468
Insulation stop, page 469



Item No.	Pack. Unit	Item No.	Pack. Unit	Matrix Patchboard Accessories
Matrix patchboard, dark gray frame, colors of modules: gray/white, numbering of modules on sides 1 and 2 arranged vertically and horizontally		Matrix patchboard, dark gray frame, colors of modules: gray/white, numbering of modules on sides 1 and 2 arranged vertically and horizontally		Wire commoning chain, insulated, 31 connections, I _N 6 A, max. 50 V, 0.5 mm ² gray 709-107 1
marking 1 ... 32 726-121 20		marking 1 ... 32 726-221 20		Group marker carrier for side 2
marking 33 ... 64 726-122 20		marking 33 ... 64 726-222 20		 dark gray 726-902 50
Matrix patchboard, dark gray frame, colors of modules: blue, numbering of modules on sides 1 and 2 arranged vertically and horizontally		Matrix patchboard, dark gray frame, colors of modules: blue, numbering of modules on sides 1 and 2 arranged vertically and horizontally		WFB continuous marking strip, 1000 mm long transparent 210-612 10
marking 1-32 726-141 ③ 20		marking 1-32 726-241 ③ 20		Carrier for WFB continuous marking strip, to be snapped into the marker slot  209-185 200 (8x25)
marking 33-64 726-142 ③ 20		marking 33-64 726-242 ③ 20		

Matrix Patchboard Accessories		Matrix Patchboard Accessories		Matrix Patchboard Accessories
Insulation stop, ④  4 x 3 pcs/strip, 0.08 ... 0.2 mm ² "s" (0.14 mm ² "f-st") white 726-901 200 (8x25)		Insulation stop, ④  4 x 3 pcs/strip, 0.25 ... 0.5 mm ² "s+f-st" dark gray 726-907 200 (8x25)		WSB Quick marking system,  10 strips with 10 markers per card, for terminal widths 5 ... 17.5 mm plain 209-501 5
Insulation stop, ④  4 x 3 pcs/strip, 0.25 mm ² "s" 0.14 ... 0.25 mm ² "f-st" light gray 726-906 200 (8x25)		Test plug,  with 500 mm cable, 2.3 mm Ø yellow 210-137 50		WSB Quick marking system,  10 strips with 10 markers per card, horizontal marking 1 ... 10 (10x) 209-502 5
				WSB Quick marking system,  10 strips with 10 markers per card, horizontal marking 1 ... 50 (2x) 209-566 5
				WSB Quick marking system,  10 strips with 10 markers per card, horizontal marking X (100x) 209-500/209-035 5



Dimensions in mm

Certification organizations can be found in the overview on page 622.

Decade marker carrier, ④  for matrix patchboards dark gray 726-905 10	
Operating tool with partially insulated shaft,  type 1, (2.5 x 0.4) mm blade 210-719 1	