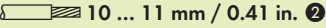
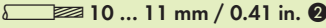







# 4-Conductor, Chassis-Mount Terminal Strips, 2-Pole, 4 mm<sup>2</sup>, 862 Series

**PUSH-IN CAGE CLAMP®**

0.5 ... 4 mm <sup>2</sup> 500 V/6 kV/3 ① I <sub>N</sub> 32 A	AWG 20 ... 12 300 V, 20 A ② 300 V, 20 A ③	0.5 ... 4 mm <sup>2</sup> 500 V/6 kV/3 ① I <sub>N</sub> 32 A	AWG 20 ... 12 300 V, 20 A ② 300 V, 20 A ③
 10 ... 11 mm / 0.41 in. ②		 10 ... 11 mm / 0.41 in. ②	



- ① 500 V = rated voltage  
6 kV = rated surge voltage  
3 = pollution degree  
(also see Section 14)
- ② Strip length, see packaging or instructions.
- ③ Suitable for Ex e II applications  
440 V, 28 A  
(also see Section 14)

Item No.	Pack. Unit	Item No.	Pack. Unit	862 Series Accessories
for mounting via screw and nut 3 mm Ø or for self-tapping screw 2.9 mm Ø from top, with 2x pin, 2-pole, black		for mounting via screw and nut 3 mm Ø or for self-tapping screw 2.9 mm Ø from top, with 2x pin, 2-pole, white		<b>Comb-style jumper bar,</b> simply push into the conductor entry hole  I <sub>N</sub> 32 A <b>862-482</b> 5
● N-L1 <b>862-2552</b> 500		○ N-L1 <b>862-2652</b> 500		
● L1-N <b>862-1552</b> 500		○ L1-N <b>862-1652</b> 500		<b>Test plug,</b>  with 500 mm cable, 2 mm Ø red <b>210-136</b> 50
● L1-N ③ <b>862-1552/999-950</b> ③ 500		○ L1-N ③ <b>862-1652/999-950</b> ③ 500		
● plain <b>862-552</b> 500		○ plain <b>862-652</b> 500		<b>Test plug,</b>  with 500 mm cable, 2.3 mm Ø yellow <b>210-137</b> 50
for self-tapping screw 2.9 mm Ø from below, with 2x pin, 2-pole, black		for self-tapping screw 2.9 mm Ø from below, with 2x pin, 2-pole, white		
● N-L1 <b>862-2562</b> 500		○ N-L1 <b>862-2662</b> 500		<b>Marking strip, plain,</b>  7.5 mm wide, 50 m roll white <b>709-178</b> 1
● L1-N <b>862-1562</b> 500		○ L1-N <b>862-1662</b> 500		
● L1-N ③ <b>862-1562/999-950</b> ③ 500		○ L1-N ③ <b>862-1662/999-950</b> ③ 500		<b>Operating tool with partially insulated shaft,</b>  type 2, (3.5 x 0.5) mm blade <b>210-720</b> 1
● plain <b>862-562</b> 500		○ plain <b>862-662</b> 500		
via 1 snap-in foot per pole, 2-pole, black		via 1 snap-in foot per pole, 2-pole, white		
● N-L1 <b>862-2532</b> 500		○ N-L1 <b>862-2632</b> 500		
● L1-N <b>862-1532</b> 500		○ L1-N <b>862-1632</b> 500		
● L1-N ③ <b>862-1532/999-950</b> ③ 500		○ L1-N ③ <b>862-1632/999-950</b> ③ 500		
● plain <b>862-532</b> 500		○ plain <b>862-632</b> 500		