

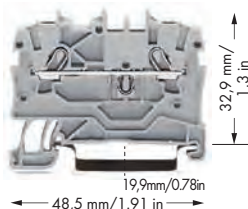


# TOPJOB® S Through/Ground Conductor/Ex and Double-Potential Terminal Blocks 1 (1.5) mm<sup>2</sup>, 2000 Series

0.14 ... 1 (1.5) mm <sup>2</sup> ① AWG 24 ... 16 800 V/8 kV/3 ② I <sub>N</sub> 13.5 A (18 A) Terminal block width 3.5 mm / 0.138 in. 9 ... 11 mm / 0.39 in. ③	0.14 ... 1 (1.5) mm <sup>2</sup> ① AWG 24 ... 16 800 V/8 kV/3 ② I <sub>N</sub> 13.5 A (18 A) Terminal block width 3.5 mm / 0.138 in. 9 ... 11 mm / 0.39 in. ③	0.14 ... 1 (1.5) mm <sup>2</sup> ① AWG 24 ... 16 800 V/8 kV/3 ② I <sub>N</sub> 13.5 A (18 A) Terminal block width 3.5 mm / 0.138 in. 9 ... 11 mm / 0.39 in. ③
--	--	--



Item No.	Pack. Unit	Item No.	Pack. Unit	Item No.	Pack. Unit
<b>2-conductor through terminal block</b>		<b>3-conductor through terminal block</b>		<b>4-conductor through terminal block</b>	
gray ⑤	2000-1201 ⑤ 100	gray ⑤	2000-1301 ⑤ 100	gray ⑤	2000-1401 ⑤ 100
blue ⑤	2000-1204 ④ ⑤ 100	blue ⑤	2000-1304 ④ ⑤ 100	blue ⑤	2000-1404 ④ ⑤ 100
orange ⑤	2000-1202 ⑤ 100	orange ⑤	2000-1302 ⑤ 100	orange ⑤	2000-1402 ⑤ 100
red ⑤	2000-1203 ⑤ 100	red ⑤	2000-1303 ⑤ 100	red ⑤	2000-1403 ⑤ 100
black ⑤	2000-1205 ⑤ 100	black ⑤	2000-1305 ⑤ 100	black ⑤	2000-1405 ⑤ 100
yellow ⑤	2000-1206 ⑤ 100	yellow ⑤	2000-1306 ⑤ 100	yellow ⑤	2000-1406 ⑤ 100
<b>2-conductor ground terminal block</b>		<b>3-conductor ground terminal block</b>		<b>4-conductor ground terminal block</b>	
green-yellow ⑤	2000-1207 ⑤ 100	green-yellow ⑤	2000-1307 ⑤ 100	green-yellow ⑤	2000-1407 ⑤ 100
<b>Item-Specific Accessories</b>		<b>Item-Specific Accessories</b>		<b>Item-Specific Accessories</b>	
<b>End and intermediate plate, 0.7 mm thick</b>		<b>End and intermediate plate, 0.7 mm thick</b>		<b>End and intermediate plate, 0.7 mm thick</b>	
orange	2000-1292 100 (4x25)	orange	2000-1392 100 (4x25)	orange	2000-1492 100 (4x25)
gray	2000-1291 100 (4x25)	gray	2000-1391 100 (4x25)	gray	2000-1491 100 (4x25)
<b>Ex e/Ex i separator, orange, 3 mm thick</b>		<b>Ex e/Ex i separator, orange, 3 mm thick</b>		<b>Ex e/Ex i separator, orange, 3 mm thick</b>	
90 mm	209-190 50 (2x25)	120 mm	209-191 50 (2x25)	120 mm	209-191 50 (2x25)

## 2000 Series Accessories

Appropriate marking systems: WMB/Marking strips  
(see Section 13)

<b>Push-in type jumper bar, insulated,</b> I <sub>N</sub> 14 A, light gray	<b>Protective warning marker,</b> with high-voltage symbol, black, for 5 terminal blocks	<b>Banana plug,</b> for socket 4 mm Ø, color mixed
2-way 2000-402 200 (8x25)	yellow 2000-115 100 (4x25)	215-111 50
3-way 2000-403 200 (8x25)	<b>Delta jumper, insulated,</b> I <sub>N</sub> = I <sub>N</sub> terminal block, light gray	<b>Testing tap,</b> for max. 2.5 mm <sup>2</sup>
4-way 2000-404 200 (8x25)	1-2 3-4 5-6 2000-406/020-000 100 (4x25)	gray 2009-182 100 (4x25)
5-way 2000-405 100 (4x25)	<b>Star point jumper, insulated,</b> I <sub>N</sub> = I <sub>N</sub> terminal block, light gray	<b>Test plug,</b> with 500 mm cable, 2 mm Ø
6-way 2000-406 100 (4x25)	1-3-5 2000-405/011-000 100 (4x25)	red 210-136 50
7-way 2000-407 100 (4x25)	<b>Push-in type wire jumper,</b> insulated, I <sub>N</sub> 16 A, wire size 1.5 mm <sup>2</sup>	<b>Test plug,</b> with 500 mm cable, 2.3 mm Ø
8-way 2000-408 100 (4x25)	L = 60 mm 2009-402 100 (10x10)	yellow 210-137 50
9-way 2000-409 100 (4x25)	L = 110 mm 2009-404 100 (10x10)	<b>Marking strip, plain,</b> 11 mm wide, 50 m roll
10-way 2000-410 100 (4x25)	L = 250 mm 2009-406 100 (10x10)	white 2009-110 1
<b>Push-in type jumper bar, insulated,</b> I <sub>N</sub> 14 A, light gray	<b>Test plug adapter,</b> for 4 mm Ø test plug	<b>WMB Multi marking system,</b> 10 strips with 10 markers per card, for 3.5 mm terminal block width
from 1 to 3 2000-433 200 (8x25)	gray 2009-174 100 (4x25)	plain 793-3501 5
from 1 to 4 2000-434 200 (8x25)		
from 1 to 5 2000-435 100 (4x25)		
from 1 to 6 2000-436 100 (4x25)		
from 1 to 7 2000-437 100 (4x25)		
from 1 to 8 2000-438 100 (4x25)		
from 1 to 9 2000-439 100 (4x25)		
from 1 to 10 2000-440 100 (4x25)		