
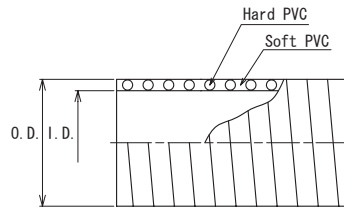



TOTAKU SD-C

Item No.22105- □



Features.

- Both inside and outside are flat.
- More proof against high-pressure comparing with TOTAKU SD-A.
- Partly transparent wall enables visual check of the material flow.

Applications.

- For suction/delivery, more suitable for delivery usage.
- For suction/delivery for Agriculture and Industry and Construction of engineering.


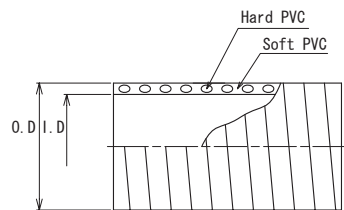

STANDARD DIMENSIONS & PROPERTIES

Nominal diameter		I.D. mm	O.D. mm	Weight (reference) g/m	L/coil m	Allowable pressure (at room temperature)		Allowable bending radius mm
mm	inch					MPa	kgf/cm ²	
19	¾	19.0	24.2	220	50	0.60	6.1	115
25	1	25.4	31.2	340	50	0.50	5.1	240
32	1¼	32.0	39.2	510	50	0.45	4.6	340
38	1½	38.0	46.0	650	50	0.40	4.1	350
50	2	50.8	61.0	1120	50	0.40	4.1	500
65	2½	63.5	74.8	1525	20·50	0.40	4.1	600
75	3	76.2	88.0	1885	20·50	0.40	4.1	775
90	3½	88.9	100.5	2190	20	0.30	3.1	1065
100	4	101.6	115.8	3080	20	0.30	3.1	1150
※125	5	127.0	141.0	3660	20	0.25	2.5	1600
※150	6	152.4	167.8	5000	20	0.20	2.0	1875
※200	8	203.2	224.4	8690	10	0.20	2.0	3000

Sizes marked ※ will be built to order

TOTAKU SD-C3

Item No.22111- □



Features.

- Light weight type of TOTAKU SD-C.

Applications.

- For suction/delivery, but more suitable for suction usage.
- For suction/delivery for agriculture and industry and construction of engineering.

STANDARD DIMENSIONS & PROPERTIES

Nominal diameter		I.D. mm	O.D. mm	Weight (reference) g/m	L/coil m	Allowable pressure (at room temperature)		Allowable bending radius mm
mm	inch					MPa	kgf/cm ²	
25	1	25.4	30.6	280	50	0.60	6.1	275
32	1¼	32.0	37.6	390	50	0.50	5.1	375
38	1½	38.0	44.0	485	50	0.40	4.1	475
50	2	50.8	58.5	825	50	0.35	3.6	610
65	2½	63.5	72.6	1195	20·50	0.35	3.6	800
75	3	76.2	85.5	1470	20·50	0.35	3.6	1360
100	4	101.6	113.0	2530	20	0.30	3.1	1450
125	5	127.0	139.0	3330	20	0.30	3.1	2500
150	6	152.4	166.0	4360	20	0.25	2.5	2900
200	8	203.2	221.2	7610	10	0.20	2.0	3000