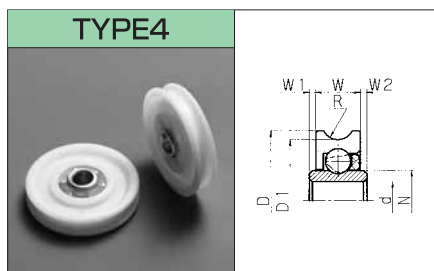

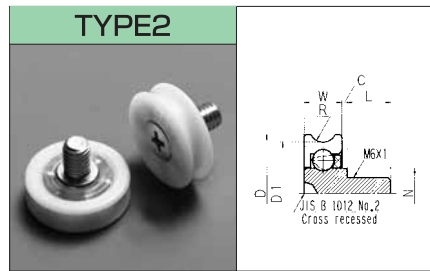
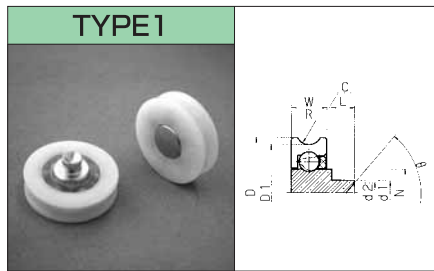


DU (外輪U溝タイプ) RoHS



Code	Part No.	D ^{±0.2} [mm]	D1 ^{±0.1} [mm]	d ^{+0.1} [mm]	d1 ^{-0.1} [mm]	W ^{-0.2} [mm]	C ^{±0.4} [mm]	L ^{±0.2} [mm]	*1 (d2×θ)	W1 ^{*1} [mm]	W2 ^{*1} [mm]	R	N [mm]	Load ^{*2} [N] (kgf)	Type	Q'ty [pcs/box]	Gross Weight [kg/box]
080010	DU-19-A0.5	19	17	—	5	6	0.5	3.5	φ4 ×120°	—	—	1.75	(8.2)	29.4 (3)	1	2,000	10.3
080020	DU-22-A1	22	19.2	—	5	7	1	3.5	φ4.4× 90°	—	—	2.5	(9.5)	58.8 (6)	1	1,000	8.5
080030	DU-24-A1	24	21.2	—	5	7	1	3.5	φ4.4× 90°	—	—	2.5	(9.5)	58.8 (6)	1	1,000	9.3
080040	DU-26-A1	26	23.2	—	5	7	1	3.5	φ4.4× 90°	—	—	2.5	(9.5)	58.8 (6)	1	1,000	10.3
081010	DU-19-B0.5	19	17	—	—	6	0.5	8 ^{±0.5}	—	—	—	1.75	(8.2)	39.2 (4)	2	2,000	12.4
081013	DU-19-B2	19	17	—	—	6	2	8 ^{±0.5}	—	—	—	1.75	(8.2)	39.2 (4)	2	2,000	12.8
081020	DU-22-B0.5	22	19.2	—	—	7	0.5	8 ^{±0.5}	—	—	—	2.5	(9.5)	156 (16)	2	1,000	9.8
081021	DU-22-B6	22	19.2	—	—	7	6	8 ^{±0.5}	—	—	—	2.5	(9.5)	156 (16)	2	1,000	11.8
081030	DU-24-B0.5	24	21.2	—	—	7	0.5	8 ^{±0.5}	—	—	—	2.5	(9.5)	156 (16)	2	1,000	10.5
081040	DU-26-B0.5	26	23.2	—	—	7	0.5	8 ^{±0.5}	—	—	—	2.5	(9.5)	156 (16)	2	1,000	11.3
082010	DU-19-H5	19	17	5	—	6	—	—	—	—	—	1.75	(8.2)	39.2 (4)	3	2,500	9.8
082020	DU-22-H6	22	19.2	6	—	7	—	—	—	—	—	2.5	(9.5)	156 (16)	3	1,500	8.8
082060	DU-24-H6	24	21.2	6	—	7	—	—	—	—	—	2.5	(9.5)	156 (16)	3	1,000	6.7
082070	DU-26-H6	26	23.2	6	—	7	—	—	—	—	—	2.5	(9.5)	156 (16)	3	1,000	7.4
082100	DU-30-H6-M	30	25.7	6	—	7 ^{±0.2}	—	—	—	—	—	2.5	(9.5)	156 (16)	3	500	3.6
082101	DU-30-H10	30	26	10	—	8 ^{±0.2}	—	—	—	—	—	2.5	(14.5)	196 (20)	3	500	6.1
082031	DU-22-H6W0.5	22	19	6	—	7	—	—	—	0.5	0.5	2.5	(9.5)	156 (16)	4	1,500	5.8
082028	DU-22-H6W1	22	19.2	6	—	7	—	—	—	1	1	2.5	(9.5)	156 (16)	4	1,000	6.2
082090	DU-28-H6W1	28	24	6	—	7	—	—	—	1	1	2.5	(9.5)	156 (16)	4	800	8.0
082103	DU-30-H6W1	30	25.7	6	—	7	—	—	—	1	1	2.5	(9.5)	156 (16)	4	500	6.1
082110	DU-35-H6W1	35	31	6	—	7	—	—	—	1	1	2.5	(9.5)	156 (16)	4	500	5.8
082120	DU-40-H6W0.5	40	36	6	—	8 ^{±0.2}	—	—	—	0.5	0.5	2.5	(9.5)	156 (16)	4	400	5.4

*1 参考値 Reference Dimension

*2 許容荷重 (毎分300回 回転時) Allowable Load at 300min⁻¹ (300r.p.m)

*3 上記以外のサイズ・形状につきましては、弊社までご相談ください。 Each limiting size can be changed for practical application. Please ask our engineer for further information.