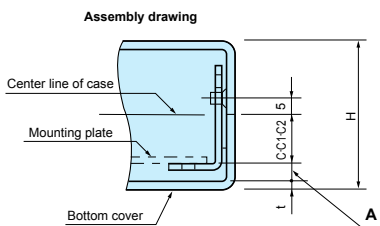



# UCK-P SERIES

## UCK-P MOUNTING BRACKET FOR UC·UCY

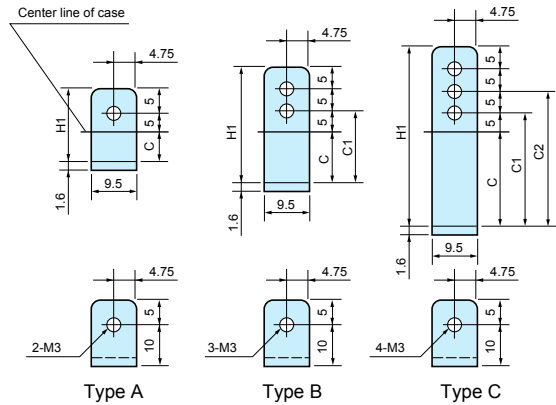


Components • CAD data is downloadable from our website.

Part name	Material	Finish	Sales unit
Mounting bracket	Steel t1.6	Trivalent chromate	4

### Part no. / Dimensions (1set = 4pcs)

Part no.	Type	H1	C	C1	C2
UCK-P 13	A	13	3	—	—
UCK-P 17	A	17	7	—	—
UCK-P 27	B	27	12	17	—
UCK-P 42	C	42	22	27	32
UCK-P 57	C	57	37	42	47
UCK-P 72	C	72	52	57	62
UCK-P 87	C	87	67	72	77
UCK-P102	C	102	82	87	92



### Available mounting bracket

Case part No.	Bracket part No.	A dimension
UC 6- 3- 8	UCK-P 13	12.5
	UCK-P 17	8.5
UC 7- 3-10	UCK-P 13	10
	UCK-P 17	6
UC 9- 5-12	UCK-P 17	15.5
	UCK-P 27	10.5   5.5
UC 10- 4-14	UCK-P 13	14.5
	UCK-P 17	10.5
	UCK-P 27	5.5
UC 12- 7-16	UCK-P 27	15
	UCK-P 42	10
UC 13- 4-18	UCK-P 13	14
	UCK-P 17	10
UC 15- 8-20	UCK-P 42	15   10   5
UC 16- 5-22	UCK-P 13	19
	UCK-P 17	15
	UCK-P 27	10
UC 24-14-34	UCK-P 57	19.8
	UCK-P 72	14.8   9.8
UC 8- 3- 6	UCK-P 13	10
	UCK-P 17	6
UC 11- 3- 8	UCK-P 13	10
	UCK-P 17	6
	UCK-P 17	6

Case part No.	Bracket part No.	A dimension
UC 11- 5- 8	UCK-P 17	16
	UCK-P 27	11   6
UC 14- 4-10	UCK-P 13	15
	UCK-P 17	11
	UCK-P 27	6
UC 14- 6-10	UCK-P 27	16   11
	UCK-P 42	6
UC 15-10-12	UCK-P 42	20.5   14.5
	UCK-P 57	10.5   5.5
UC 17- 5-12	UCK-P 17	15.5
	UCK-P 27	10.5   5.5
UC 17- 7-12	UCK-P 27	15.5
	UCK-P 42	10.5   5.5
UC 20- 5-14	UCK-P 13	19.5
	UCK-P 17	15.5
	UCK-P 27	10.5   5.5
UC 20- 8-14	UCK-P 27	20.5
	UCK-P 42	15.5   10.5
UC 20-12-16	UCK-P 57	20   15   10
UC 26- 5-18	UCK-P 13	19
	UCK-P 17	15
	UCK-P 27	10
UC 26-10-18	UCK-P 42	20   15
	UCK-P 57	10

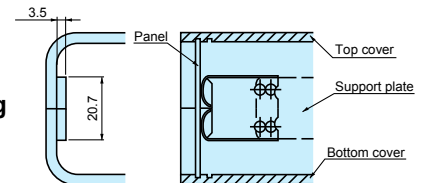
Case part No.	Bracket part No.	A dimension
UC 26- 7-20	UCK-P 27	15
	UCK-P 42	10
UC 18-10-24	UCK-P 42	20   15
UCY 18-10-24	UCK-P 57	10
UC 22-12-26	UCK-P 57	20   15   10
UC 32- 5-22	UCK-P 13	19
	UCK-P 17	15
	UCK-P 27	10
UC 32-12-22	UCK-P 57	20   15   10
UC 32- 8-24	UCK-P 42	15   10   5
UC 35-13-26	UCK-P 57	25   20   15
	UCK-P 72	10   5
UC 43- 5-28	UCK-P 13	19
	UCK-P 17	15
	UCK-P 27	10
UC 43-14-28	UCK-P 57	20
	UCK-P 72	15   10
UC 7- 8-14	UCK-P 42	18   13   8
UC 10-11-18	UCK-P 57	15   10   5
UC 12-14-22	UCK-P 72	15   10   5
UCY 12-14-22	UCK-P 72	15   10   5
UC 15-18-28	UCK-P 87	20   15   10
UCY 15-18-28	UCK-P 87	20   15   10
UC 18-21-34	UCK-P102	19.8   14.8   9.8

## UCF PANEL RETAINER FOR UC·UCY

• Shock-proofed parts for panel.



### Assembly drawing



### Part no. / Dimensions (1set = 2pcs)

Part no. / Series	Material	Finish	Sales unit
UCF-26	Stainless steel t0.3	Unfinished	2

• Not used for 60, 80, 100, 120 of depth.