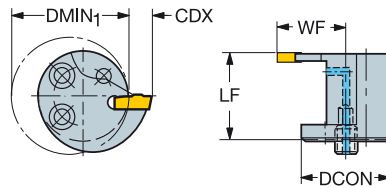


# T-Max® Q-Cut head for grooving

Spring-clamp design  
CoroTurn® SL – Internal coolant supply



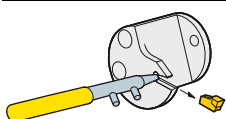
								Dimensions, mm, inch							
SSC	CZC <sub>MS</sub>	CDX	DMIN <sub>1</sub>	OHX	CNSC	Ordering code	DCON	LF	WF	HF	CP BarPSI	KG	MIID		
20	16	8.5	25.0	8.0	1	R/LAG551.31-160808-20	16	8.0	16.5	0.0	10	0.0	N151.3-200-20- 4G		
		.335	.984	.315			.630	.315	.650	.000	145				
16	3.5	20.0	16.0	16.0	1	R/LAG551.31-161603-20	16	16.0	11.5	0.0	10	0.0	N151.3-200-20- 4G		
		.138	.787	.630			.630	.630	.453	.000	145				
25	16	5.6	22.0	15.9	1	R/LAG551.31-161605-25	16	15.9	13.6	0.0	10	0.0	N151.3-265-25- 4G		
		.220	.866	.626			.630	.626	.535	.000	145				
20	11.6	32.0	9.9	9.9	1	R/LAG551.31-201011-25	20	9.9	21.6	0.0	10	0.0	N151.3-265-25- 4G		
		.457	1.260	.390			.787	.390	.850	.000	145				
20	4.6	25.0	19.9	19.9	1	R/LAG551.31-202004-25	20	19.9	14.6	0.0	10	0.0	N151.3-265-25- 4G		
		.181	.984	.783			.787	.783	.575	.000	145				
30	20	4.5	25.0	19.5	1	R/LAG551.31-202004-30	20	19.5	14.5	0.0	10	0.0	N151.3-300-30- 4G		
		.177	.984	.768			.787	.768	.571	.000	145				
25	14.5	40.0	12.0	12.0	1	R/LAG551.31-251214-30	25	12.0	27.0	0.0	10	0.0	N151.3-300-30- 4G		
		.571	1.575	.472			.984	.472	1.063	.000	145				
25	6.5	32.0	24.5	24.5	1	R/LAG551.31-252506-30	25	24.5	19.0	0.0	10	0.1	N151.3-300-30- 4G		
		.256	1.260	.965			.984	.965	.748	.000	145				
40	25	6.6	32.0	24.5	1	R/LAG551.31-252506-40	25	24.5	19.2	0.0	10	0.1	N151.3-400-40- 4G		
		.260	1.260	.965			.984	.965	.754	.000	145				
32	17.6	50.0	15.5	15.5	1	R/LAG551.31-321617-40	32	15.5	33.7	0.0	10	0.1	N151.3-400-40- 4G		
		.693	1.969	.610			1.260	.610	1.325	.000	145				
32	7.6	40.0	31.5	31.5	1	R/LAG551.31-323207-40	32	31.5	23.7	0.0	10	0.1	N151.3-400-40- 4G		
		.299	1.575	1.240			1.260	1.240	.931	.000	145				
50	32	7.5	40.0	31.5	1	RAG551.31-323207-50	32	31.5	23.5	0.0	10	0.1	N151.3-500-50- 4G		
		.295	1.575	1.240			1.260	1.240	.925	.000	145				
40	19.5	60.0	19.5	19.5	1	R/LAG551.31-402019-50	40	19.5	39.5	0.0	10	0.1	N151.3-500-50- 4G		
		.768	2.362	.768			1.575	.768	1.555	.000	145				
40	9.5	50.0	39.5	39.5	1	R/LAG551.31-404009-50	40	39.5	29.5	0.0	10	0.3	N151.3-500-50- 4G		
		.374	1.969	1.555			1.575	1.555	1.161	.000	145				
60	40	9.5	50.0	40.0	1	RAG551.31-404009-60	40	40.0	29.5	0.0	10	0.3	N151.3-800-60- 4G		
		.374	1.969	1.575			1.575	1.575	1.161	.000	145				

SSC = To correspond with SSC on insert.

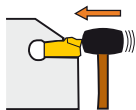
R = Right hand, L = Left hand

CZC MS to correspond with CZC WS on holder

### Accessories (to be ordered separately)



Insert key  
5680 057-021



No pivot holes are provided in the T-Max Q-Cut® SL cutting heads (R/LAG 551.31) or the smaller MBS blades for parting or face grooving. For these items a small rubber hammer should be used to tap the insert into its final position. The tip of the yellow key should be used to extract the insert.

