

# WE/WEP

## Signal Tower



LED




2 Alarm Sounds (FB Type)

90dB at 1m (FB Type)

IP65 (FB Type: IP54)

NPN/PNP  
Open-collector

Ivory White Body  
WEP Type



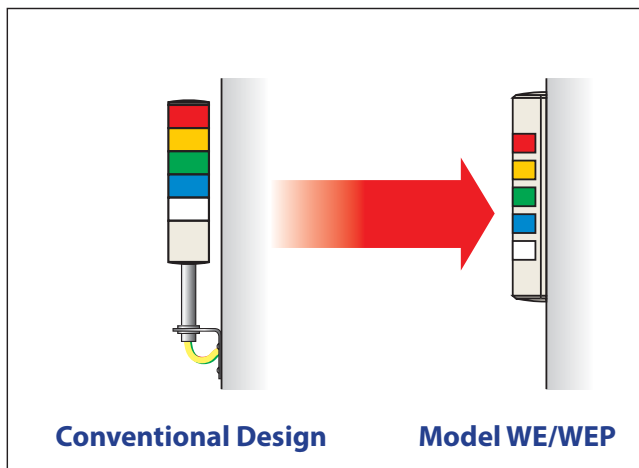
Chrome-plated Body  
WE Type

## Ultra slim half-moon shaped Signal Tower offers seamless integration with most equipment.

### FEATURES

- Clear vertical-cut lens for enhanced illumination over a wide perspective.
- Has an optional built-in audible alarm (FB type) with an output of 90dB (at 1m).
- Installation can be vertical or horizontal.
- Two body color selections of chrome plated or ivory white.
- Lens made of superior impact and heat resistant polycarbonate resin for superior durability and enhanced illumination.
- Both NPN and PNP Compatible for direct connection to a PLC (24V DC ONLY)
- Two lighting patterns of flashing and continuous lighting.
- Dust and water resistance rating of IP65 (except for FB type: IP54).
- Available colors are in Red, Amber, Green, Blue, and Clear/White.
- Has the CE mark and conforms to the requirements for the EC directive.
- Is a UL Recognized Component (File No. E215660).

### 37.5mm Super-thin Design!

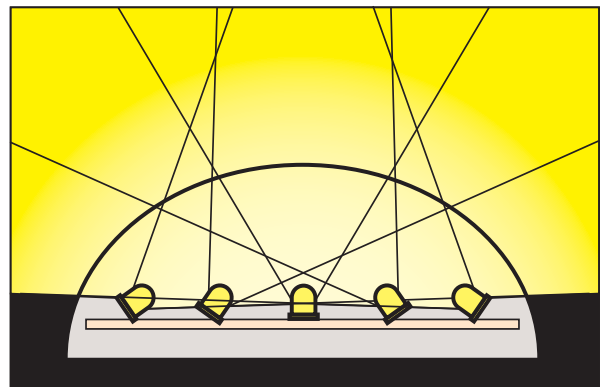


Conventional Design

Model WE/WEP

Patlite has perfected a 37.5mm-thin design that significantly enhances integration with the equipment as a built-in signal system.

### Exclusively New LED Lighting Design



Patlite has created a revolutionary patented lighting design in which multiple LEDs project light across a broad peripheral area, ensuring equal intensity at the sides as well as the front. This design, with its side-projection technology, is a unique achievement in signal light design.