Dimensions and Terminal Arrangement

(Unit: mm)

G9SA-301
G9SA-501
G9SA-321-T□
G9SA-TH301

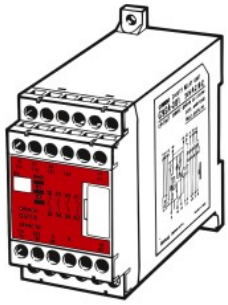

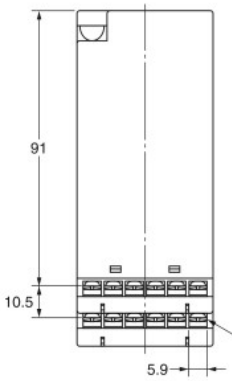

G9SA-301: Twenty, M3
G9SA-501: Twenty-four, M3
G9SA-321-T□: Twenty-four, M3
G9SA-TH301: Twenty-one, M3

Terminal Arrangement

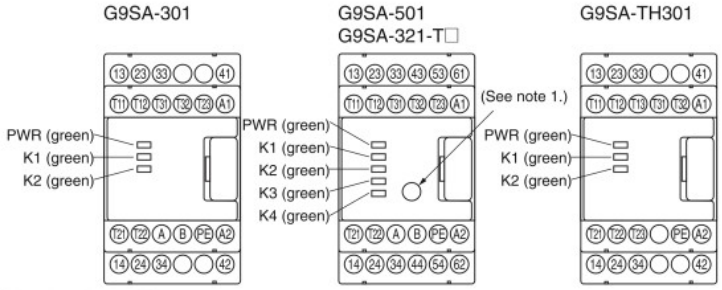

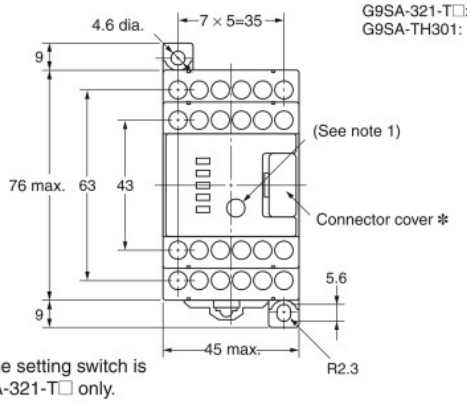

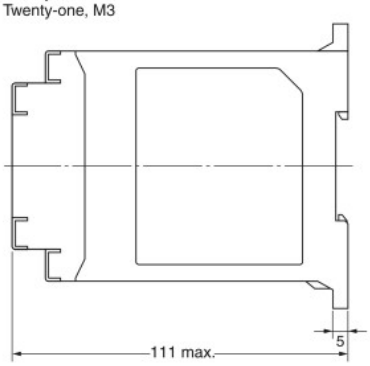

Mounting Holes

Note 1: The OFF-delay time setting switch is found on the G9SA-321-T□ only.
2: The K1 to K4 indicators light when the NO contacts of internal relays K1 to K4 close.
✻ Do not remove unless an Expansion Unit is being used.

G9SA-EX301
G9SA-EX031-T□

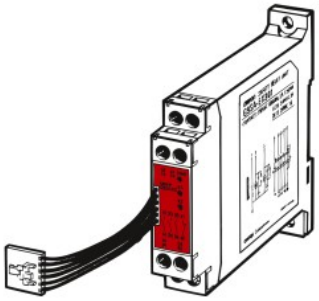

Mounting Holes

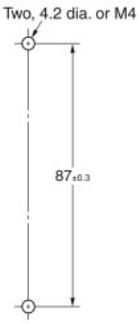

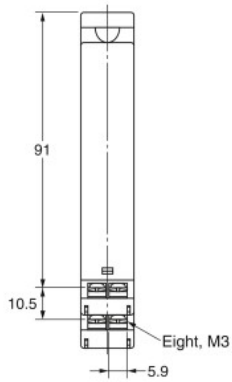

Terminal Arrangement

G9SA-EX301
G9SA-EX031-T□

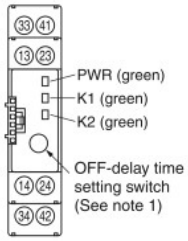

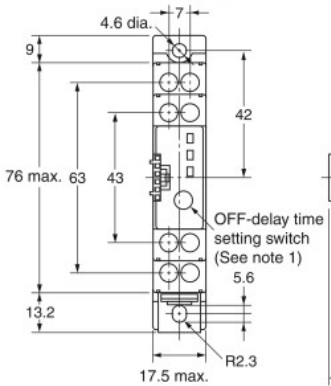

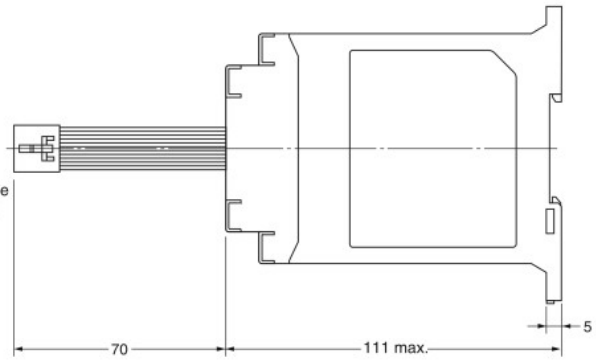

Note 1: The OFF-delay time setting switch is found on the G9SA-EX031-T□ only.
2: The K1 and K2 indicators light when the NO contacts of internal relays K1 and K2 close.