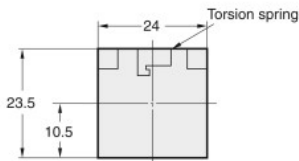


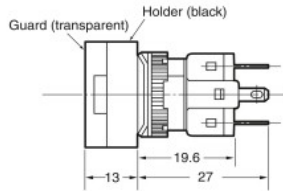
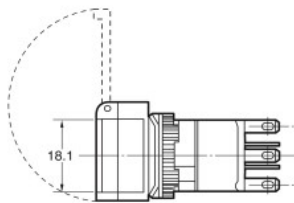
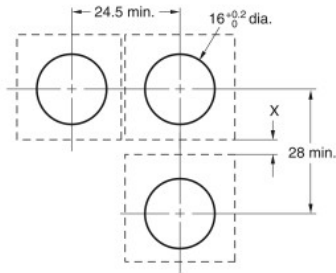
Dimensions

Accessory Dimensions Mounted
Dimensions with Switch Guard Installed

Rectangular
A16ZJ-5050

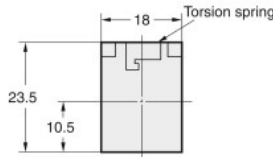


Panel Cutout (Top View)

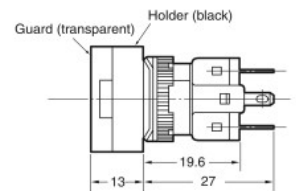
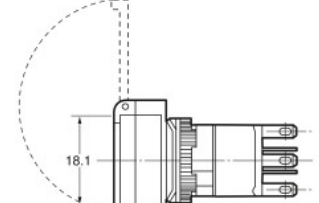
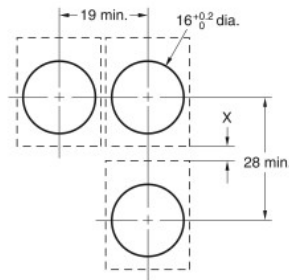


Note: This example is for when X is 4.5 mm.
If X is not required, the Switches can be mounted with a minimum vertical installation pitch of 24 mm min.

Square
A16ZA-5050



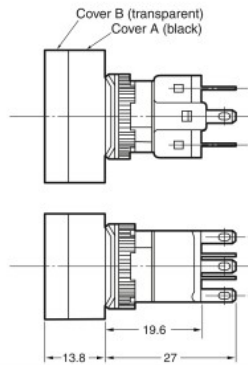
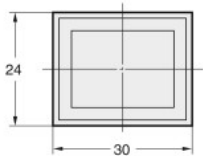
Panel Cutout (Top View)



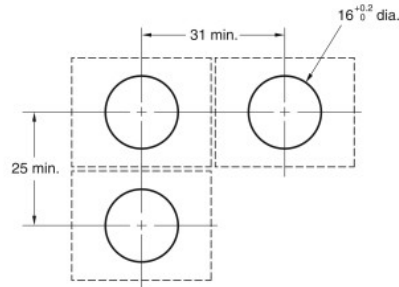
Note: This example is for when X is 4.5 mm.
If X is not required, the Switches can be mounted with a minimum vertical installation pitch of 24 mm min.
If PCB terminals are used, provide X must be 24 mm or larger.

Dust Covers

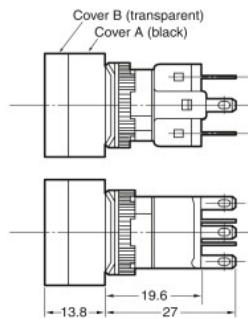
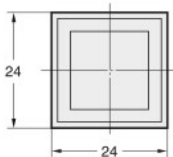
Rectangular
A16ZJ-5060



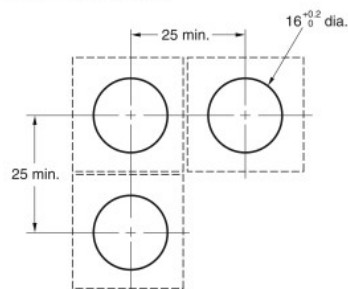
Panel Cutouts



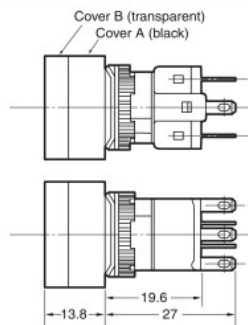
Square
A16ZA-5060



Panel Cutouts



Round
A16ZT-5060



Panel Cutouts

