
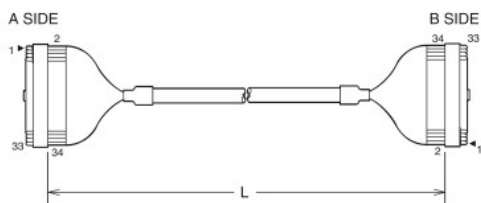


## XW2Z-□□□□EE-L

MIL 34-pin - MIL 34-pin, Straight Wiring

Appearance	Model	Cable length L (m)	Sheath outer diameter (mm)/ Minimum bending radius (mm)
	XW2Z-0050EE-L	0.5	8.2 dia/R66
	XW2Z-0100EE-L	1	
	XW2Z-0150EE-L	1.5	
	XW2Z-0200EE-L	2	
	XW2Z-0300EE-L	3	
	XW2Z-0500EE-L	5	
	XW2Z-0700EE-L	7	
XW2Z-1000EE-L	10		




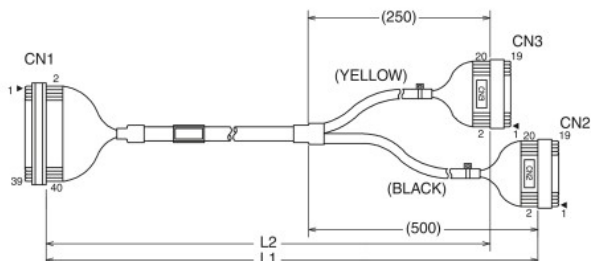
### Wiring Diagram

Connector No.	Wire pair No.	Color of insulator	Color of dot	Connector No.
▶ 1	1	White	—	▶ 1
2		White	Black	2
3		Black	—	3
4	2	Black	White	4
5		Yellow	—	5
6	3	Yellow	Gray	6
7		Red	—	7
8	4	Red	White	8
9		Purple	—	9
10	5	Purple	White	10
11		Pink	—	11
12	6	Pink	White	12
13		Orange	—	13
14	7	Orange	White	14
15		Brown	—	15
16	8	Brown	White	16
17		Green	—	17
18	9	Green	White	18
19		Light Green	—	19
20	10	Light Green	White	20
21		Gray	—	21
22	11	Gray	White	22
23		Blue	—	23
14	12	Blue	White	24
25		Light Blue	—	25
26	13	Light Blue	White	26
27		White	Yellow	27
28	14	White	Red	28
29		Black	Yellow	29
30	15	Black	Orange	30
31		Yellow	Black	31
32	16	Yellow	Red	32
33		Red	Black	33
34	17	Red	Yellow	34

## XW2Z-□□□□FH-L01

FCN 40-pin - MIL 20-pin, MIL 20-pin

Appearance	Models	Cable length L (m)		Sheath outer diameter (mm)/ Minimum bending radius (mm)
		L1	L2	
	XW2Z-0075FH-L01	0.75	0.5	8.2 dia/R66
	XW2Z-0100FH-L01	1	0.75	
	XW2Z-0200FH-L01	2	1.75	
	XW2Z-0300FH-L01	3	2.75	
	XW2Z-0500FH-L01	5	4.75	



### Wiring Diagram

CN 1 : XG4M-4030-T

Color of insulator	Color of dot	Connector No.
Orange	Yellow	40
Orange	Black	39
Pink	Yellow	38
Pink	Black	37
Purple	Yellow	36
Purple	Black	35
Red	Yellow	34
Red	Black	33
Yellow	Red	32
Yellow	Black	31
Black	Orange	30
Black	Yellow	29
White	Red	28
White	Yellow	27
Light Blue	White	26
Light Blue	—	25
Blue	White	24
Blue	—	23
Gray	White	22
Gray	—	21

CN2 : XG4M-2030-T

Connector No.	Color of insulator	Color of dot
▶ 1	Orange	Yellow
2	Orange	Black
3	Pink	Yellow
4	Pink	Black
5	Purple	Yellow
6	Purple	Black
7	Red	Yellow
8	Red	Black
9	Yellow	Red
10	Yellow	Black
11	Black	Orange
12	Black	Yellow
13	White	Red
14	White	Yellow
15	Light Blue	White
16	Light Blue	—
17	Blue	White
18	Blue	—
19	Gray	White
20	Gray	—

CN 3 : XG4M-2030-T

Color of insulator	Color of dot	Connector No.
Light Green	White	20
Light Green	—	19
Green	White	18
Green	—	17
Brown	White	16
Brown	—	15
Orange	White	14
Orange	—	13
Pink	White	12
Pink	—	11
Purple	White	10
Purple	—	9
Red	White	8
Red	—	7
Yellow	Gray	6
Yellow	—	5
Black	White	4
Black	—	3
White	Black	2
White	—	▶ 1

Connector No.	Color of insulator	Color of dot
▶ 1	Light Green	White
2	Light Green	—
3	Green	White
4	Green	—
5	Brown	White
6	Brown	—
7	Orange	White
8	Orange	—
9	Pink	White
10	Pink	—
11	Purple	White
12	Purple	—
13	Red	White
14	Red	—
15	Yellow	Gray
16	Yellow	—
17	Black	White
18	Black	—
19	White	Black
20	White	—