

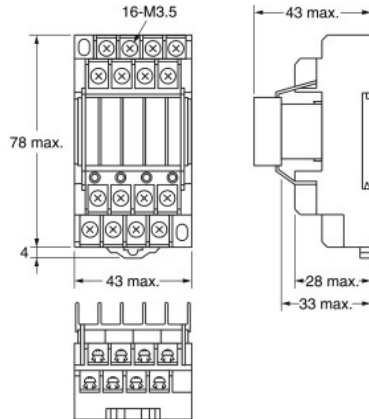
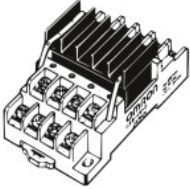
Dimensions

Note: All units are in millimeters unless otherwise indicated.

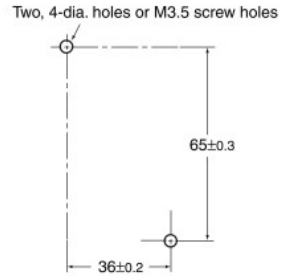
Relays

With Heat Sinks

G3S4-A
G3S4-D

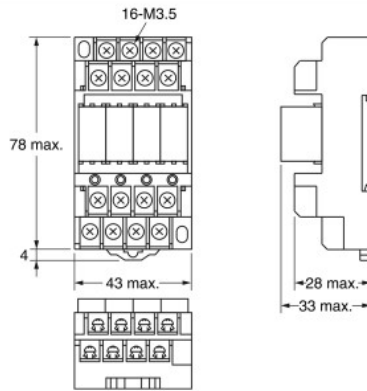
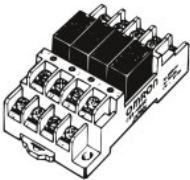


Mounting Holes
(Top View)

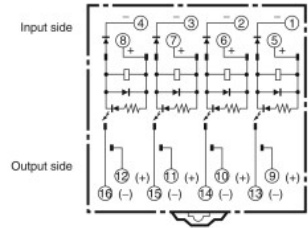


Without Heat Sinks

G3S4-A1
G3S4-D1



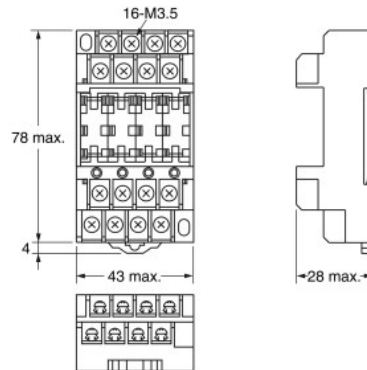

Terminal Arrangement/Internal
Connections
(Top View)



Accessories (Order Separately)

Connection Socket (Can be Purchased Individually)

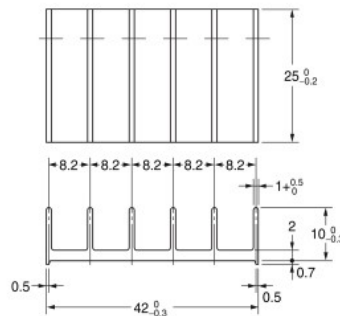
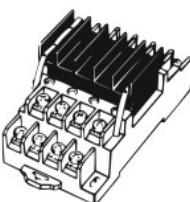
P6BF-4BND
(with operation indicator)



Note: Make sure that the polarity of the input terminal is correct. The polarity given inside parentheses () is for G3S4-D and G3S4-D1 Relays. There is no indication of polarity when Connection Sockets are used alone.

Heat Sinks (Can be Purchased Individually)

Y92B-S10



Mounting Brackets

