

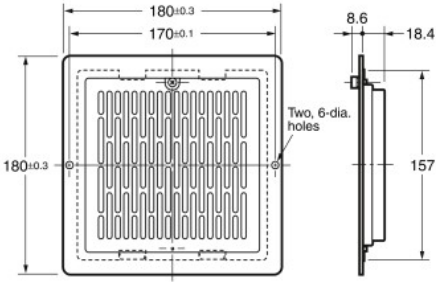
R87B

R87B-N□/R87B-PF Optional Parts

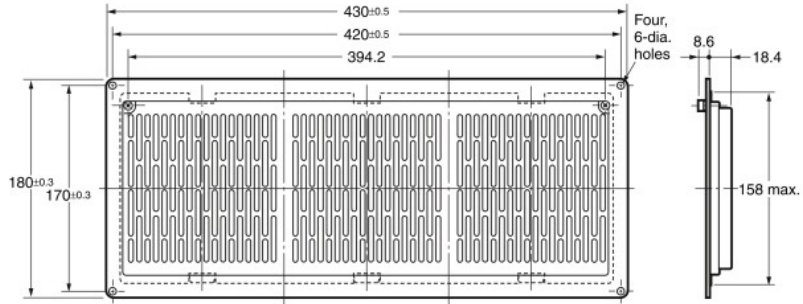
Common

R87B-N□ (Attachment)

Single Box



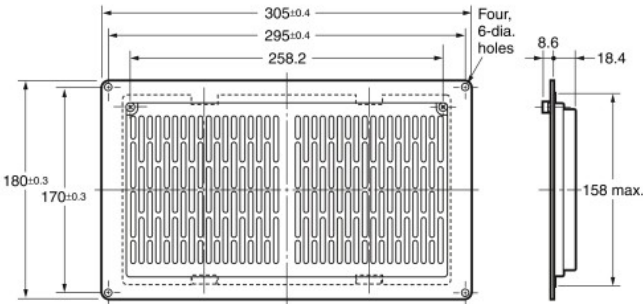
Triple Box



AC Free Input Axial Fan

DC Axial Fan

Double Box



AC Axial Fan Plastic blade

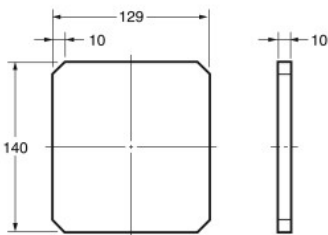
Ratings and Ordering Information

Model	Item	Type	Weight
R87B-N		Single	Approx. 570 g
R87B-N2		Double	Approx. 1,100 g
R87B-N3		Triple	Approx. 1,700 g

Note: The panel cut-out dimensions are the same as those for the Box Fan.

AC Axial Fan Metal blade

R87B-PF01 (Replacement Filter)



Accessories

Ratings and Ordering Information

Model	Item	Qty.	Weight (grams per filter)
R87B-PF01		2	6

Box Fan

Filter Performance

Heat resistance (°C)	Filtration wind velocity (m/s)	Pressure drop (Pa)		Dust removal (%)	Dust suction amount (g/mm ²)
		Initial	Final		
100	2.5	49	70	70 min.	300

- Pay careful attention to clogging in the filter. A clogged filter will prevent the Fan from providing a cooling effect.

Replacing the Filter

1. Turn OFF the power, wait approximately one minute, and then open the cover. Remove the filter, replace it with a new filter, close the cover, and then firmly tighten the handle screw. This completes the filter replacement.
2. As a general guide to the replacement frequency, check the color of the filter regularly and replace it when the color shows a noticeable change.
3. It is recommended that the filter be replaced soon after the color changes noticeably in order to maintain the Fan's performance. (Replacement Filter: R87B-PF01)

Attachment / Filter

ALL DIMENSIONS SHOWN ARE IN MILLIMETERS.
To convert millimeters into inches, multiply by 0.03937. To convert grams into ounces, multiply by 0.03527.

In the interest of product improvement, specifications are subject to change without notice.