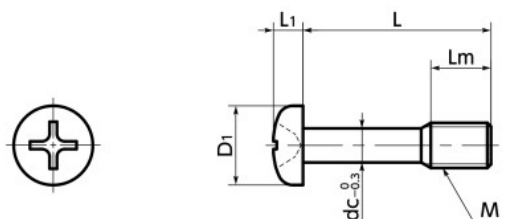


SSCPS Cross Recessed Pan Head Captive Machine Screws

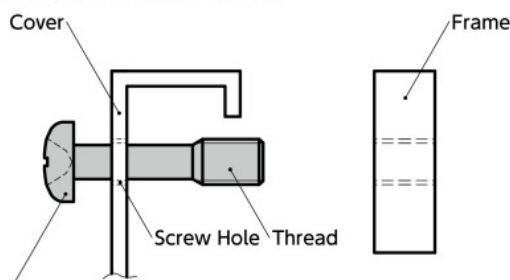


SUS Stainless steel



● Installation example

Make a screw hole in the cover, then pass **SSCPS** thread through it. Even when the screw is removed from the frame, **SSCPS** does not fall out from the cover because **SSCPS** thread catches on the screw hole of the cover.



SSCPS Cross Recessed Pan Head Captive Machine Screw

- The shape of the screws prevent them from falling out and loss. They are intended to fix protective and inspection covers that are frequently installed and removed.
- Cross Recessed pan head machine screws.
- These items comply with CE marking requirements.

● Application

Securement of protective and inspection covers and compliance with CE marked products.
Machine tools, food industry machines, and electrical and electronic equipment

● Material/Finish



	SSCPS
Main Body	SUSXM7 (Equivalent to SUS304)
Strength Class	A2-50

⚠ Precautions for Use


- The inner diameter of the screw hole of the cover must be equal or larger than dimension dc.
- The thickness of the cover must be 0.8 mm or more.

Unit : mm

Part Number ¹	M (Coarse)		L ²								Lm	D1	L1	dc	Cross-recessed Socket Number	Mass (g)	
	Nominal of Thread	Pitch	8	10	12	16	20	25	30	35							40
SSCPS-M3	M3	0.5	8	10	12	16						4	5.5	2	2.2	2	0.61 - 0.94
SSCPS-M4	M4	0.7		10	12	16	20					5	7	2.6	3	2	1.3 - 2.1
SSCPS-M5	M5	0.8			12	16	20	25				6	9	3.3	3.9	2	2.7 - 4.2
SSCPS-M6	M6	1			12	16	20	25	30			8	10.5	3.9	4.6	3	4.3 - 7.4
SSCPS-M8	M8	1.25				16	20	25	30	35	40	10	14	5.2	6.3	3	10 - 18

● Part number specification

SSCPS-M6-12



1 Individual Sales 1 piece in 1 pack	Cleanroom Wash & Packaging Available / Add'l charge	Screw Length Adjustment Not Available	Vibration Resistant Not Available	Modification process for captive use with Captive Processing
--	--	--	--------------------------------------	--