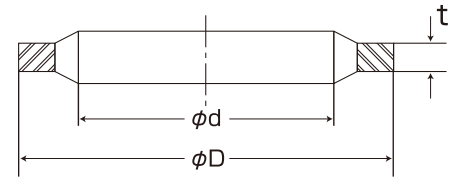
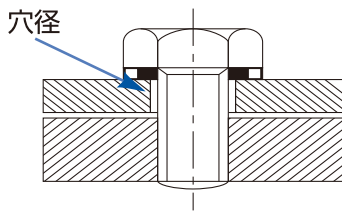
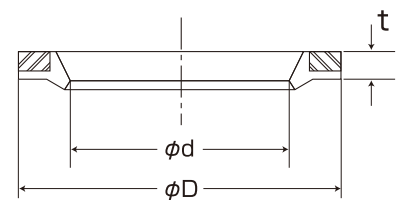
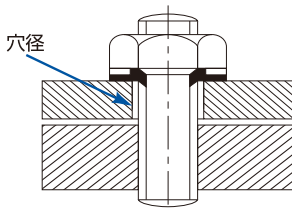


## SWS-N型 (頭付ボルト用 内径締め代なしタイプ)



品番	適用穴径 最大 $\phi$	呼び径 $\phi$	内径 $\phi d$	外径 $\phi D$	厚み $t$	最大締め付けトルク N-cm (Kgf-cm)
SWS 3X7.5-N	3.2	3.0	3.1	6.4	1.0	245 (25)
SWS 4X9 -N	4.2	4.0	4.6	9.0	1.0	588 (60)
SWS 5X10-N	5.2	5.0	5.6	10.0	1.0	784 (80)
SWS 6X11-N	6.2	6.0	6.6	11.0	1.0	1,225 (125)
SWS 8X13-N	8.2	8.0	8.6	13.0	1.0	2,156 (220)
SWS 10X17-N	10.2	10.0	10.7	17.0	1.5	3,724 (380)
SWS 11X18-N	11.2	11.0	11.8	18.1	1.5	3,824 (390)
SWS 12X19-N	12.2	12.0	12.7	19.0	1.5	6,174 (630)
SWS 14X21-N	14.2	14.0	14.7	21.0	1.5	9,310 (950)
SWS 16X23-N	16.2	16.0	16.7	23.0	1.5	12,740 (1,300)
SWS 18X27-N	18.2	18.0	18.7	27.0	2.0	19,600 (2,000)
SWS 20X29-N	20.2	20.0	20.7	29.0	2.0	28,420 (2,900)
SWS 22X31-N	22.2	22.0	22.7	31.0	2.0	39,200 (4,000)
SWS 24X33-N	24.2	24.0	24.7	33.0	2.0	49,000 (5,000)

## TWS-A型 (通しボルト用)



品番	適用穴径 最大 $\phi$	呼び径 $\phi$	内径 $\phi d$	外径 $\phi D$	厚み $t$	最大締め付けトルク N-cm (Kgf-cm)
TWS 4X9 -A	4.3	4	3.3	9.0	1.0	637 (65)
TWS 5X9 -A	5.3	5	4.3	9.0	1.0	882 (90)
TWS 6X10-A	6.3	6	5.3	10.0	1.2	1,323 (135)
TWS 8X14-A	8.4	8	7.3	14.0	1.6	2,352 (240)
TWS 10X17-A	10.4	10	9.3	17.0	1.6	4,116 (420)
TWS 12X21-A	12.4	12	10.5	21.0	2.0	6,762 (690)
TWS 14X23-A	15.0	14	12.5	23.0	2.0	10,290 (1,050)
TWS 16X26-A	17.0	16	14.5	26.0	2.0	13,720 (1,400)
TWS 18X27-A	19.0	18	16.5	27.0	2.0	21,560 (2,200)
TWS 20X32-A	21.0	20	18.5	32.0	2.3	31,360 (3,200)
TWS 22X35-A	23.0	22	20.5	35.0	2.3	43,120 (4,400)
TWS 24X38-A	25.0	24	22.5	38.0	2.3	53,900 (5,500)