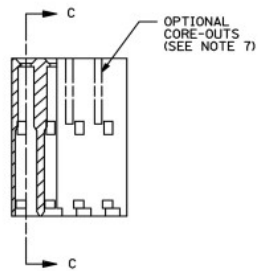
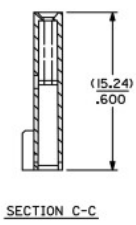
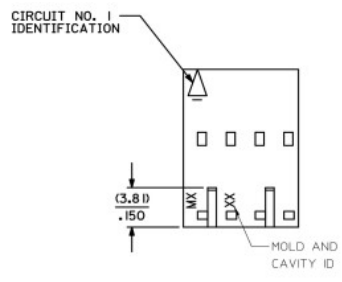
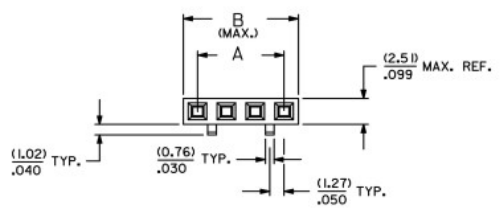


13 12 11 10 9 8 7 6 5 4 3 2 1

**NOTES:**

- 1) MATERIAL: GLASS FILLED POLYESTER, UL94V-0, COLOR: BLACK,
- 2) HOUSING TO BE USE WITH TERMINAL PT. NO. 70058-\*\*\*\*
- 3) SEE CHART FOR CIRCUIT SIZES.
- 4) TO BE USED WITH (0.64)/.025 SQ. OR RD. PINS.
- 5) PARTS STACKABLE END TO END ON (2.54)/.100 CENTERS.
- 6) REFER TO PRODUCT SPECIFICATION NO. : P.S.-70058
- 7) PARTS MAY OR MAY NOT BE SUPPLIED WITH EXTERIOR CORE-OUT CONFIGURATION, SEE DWG. SD-70066-\*\*\*\* FOR OPTIONAL HOUSING DETAILS.
- 8) PACKAGE PER PK-70066-100.

**OPTION 'D'**



CKT. SIZE	EDP. NO.	ENG. NO.	A	B
2	50-57-9302	70066-0106	(2.54) .100	(5.05) .199
3	50-57-9303	70066-0107	(5.08) .200	(7.59) .299
4	50-57-9304	70066-0108	(7.62) .300	(10.13) .399
5	50-57-9305	70066-0109	(10.16) .400	(12.67) .499
6	50-57-9306	70066-0110	(12.70) .500	(15.21) .599
7	50-57-9307	70066-0111	(15.24) .600	(17.75) .699
8	50-57-9308	70066-0112	(17.78) .700	(20.29) .799
9	50-57-9309	70066-0113	(20.32) .800	(22.83) .899
10	50-57-9310	70066-0114	(22.86) .900	(25.37) .999
11	50-57-9311	70066-0115	(25.40) 1.000	(27.91) 1.099
12	50-57-9312	70066-0116	(27.94) 1.100	(30.45) 1.199
13	50-57-9313	70066-0117	(30.48) 1.200	(32.99) 1.299
14	50-57-9314	70066-0118	(33.02) 1.300	(35.53) 1.399
15	50-57-9315	70066-0119	(35.56) 1.400	(38.07) 1.499
16	50-57-9316	70066-0120	(38.10) 1.500	(40.61) 1.599
17	50-57-9317	70066-0121	(40.64) 1.600	(43.15) 1.699
18	50-57-9318	70066-0122	(43.18) 1.700	(45.69) 1.799
19	50-57-9319	70066-0123	(45.72) 1.800	(48.23) 1.899
20	50-57-9320	70066-0124	(48.26) 1.900	(50.77) 1.999
21	50-57-9321	70066-0125	(50.80) 2.000	(53.31) 2.099
22	50-57-9322	70066-0126	(53.34) 2.100	(55.85) 2.199
23	50-57-9323	70066-0127	(55.88) 2.200	(58.39) 2.299
24	50-57-9324	70066-0128	(58.42) 2.300	(60.93) 2.399
25	50-57-9325	70066-0129	(60.96) 2.400	(63.47) 2.499

<b>LOCATE MOLD &amp; CAVITY ID</b> EC. NO. UCF2014-426 DRAWN BY: RWHIPPLE 2014/04/11 CHECKED BY: CHIKSUNGWAN 2014/04/11 APPROVED BY: SMILLER 2014/04/28	<b>QUALITY SYMBOLS</b> ∇=0 ∇=0 ∇=0	<b>GENERAL TOLERANCES (UNLESS SPECIFIED)</b>		DIMENSION STYLE <b>IN/MM</b>	SCALE INCH	DESIGN UNITS INCH	THIRD ANGLE PROJECTION		
		4 PLACES ± .010 ± .010 3 PLACES ± .010 ± .010 2 PLACES ± .010 ± .010 1 PLACE ± .010 ± .010 0 PLACE ± .010 ± .010		DRAWN BY: RWHIPPLE 2014/04/11 CHECKED BY: DMORGAN 2014/04/11 APPROVED BY: SMILLER 2014/04/28	TITLE <b>SALES, 70066-OPT.D</b>		<b>molex</b>		
		ANGULAR ± 1/2° DRAFT WHERE APPLICABLE MUST REMAIN WITHIN DIMENSIONS		MATERIAL NO. <b>SEE CHART</b>		DOCUMENT NO. <b>SD-70066-0106-0129</b>		SHEET NO. 1 OF 1	
		THIS DRAWING CONTAINS INFORMATION THAT IS PROPRIETARY TO MOLEX INCORPORATED AND SHOULD NOT BE USED WITHOUT WRITTEN PERMISSION							

12 11 10 9 8 7 6 5 4 3 2 1