

# AB Models

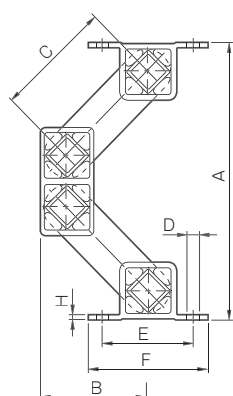
## Specifications

Model	Operating load range [N]	Dynamic stiffness [N/mm]		Mass [kg]
		Vertical direction	Horizontal direction	
AB-15-N	50-160	10	6	0.51
AB-18-N	120-300	18	14	1.15
AB-27-N	250-800	40	25	2.20
AB-38-N	600-1600	60	30	5.10
AB-45-N	1200-3000	100	50	11.50
AB-50-N	2500-6000	190	85	20.80
AB-50-N-2	4200-10000	320	140	32.20

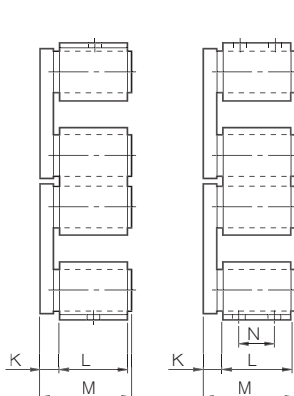
\* The dynamic stiffness is data when the frequency is 960 min<sup>-1</sup> and the amplitude is 8 mm under the rated load.

## Dimensions

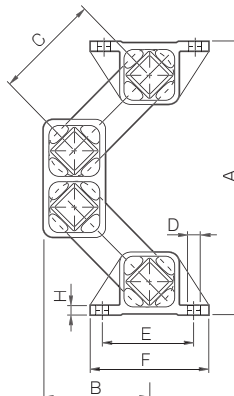
### ■ AB-15 to 27-N



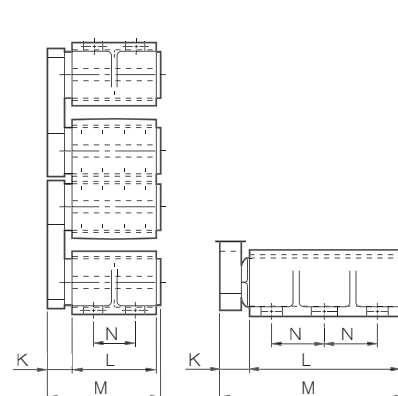
### ■ AB-38-N



### ■ AB-45 to 50-N



### ■ AB-50-N-2



Unit [mm]

Model	A under no load	A under max. load	B under no load	B under max. load	C	D	E	F	H	K	L	M	N
AB-15-N	169	115	71	89	80	7	50	65	3	10	40	52	—
AB-18-N	208	154	88	107	100	9	60	80	3.5	14	50	67	—
AB-27-N	235	170	94	116	100	11	80	105	4.5	17	60	80	—
AB-38-N	305	225	120	147	125	13	100	125	6	21	80	104	40
AB-45-N	353	257	141	172	140	13 × 20	115	145	8	28	100	132	65
AB-50-N	380	277	150	184	150	17 × 27	130	170	12	35	120	160	60
AB-50-N-2	380	277	150	184	150	17 × 27	130	170	12	40	200	245	70

### How to Place an Order

AB - 15 - N (-2)

Size

\* Depending on your location and such, we may not be able to sell you our products. Please contact us for details.