

HI-TS Sockets

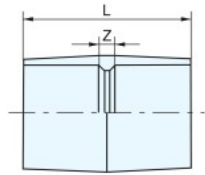
Code No. 6011

TS Sockets

Code No. 5011

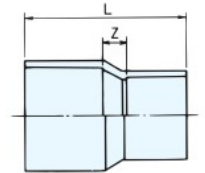
Unit : mm

(Abbreviation : S)



Type A
(Nominal Dia. : 150 and less)

(Abbreviation : RS)



Type A
(Nominal Dia. : 150 x 100 and less)

Nominal Dia.	Z	L	Standards	
13	5	57	JIS K 6743	
16	7	67		
16×13	5	61		
20	7	77		
20×13	7	68		
20×16	6	71		
25	7	87		
25×13	20	86		
25×16	15	85		
25×20	9	84		
30	7	95		
30×20	14	93		
30×25	9	93		
40	7	117		
40×20	23	113	AS21	
40×25	19	114	JIS K 6743	
40×30	15	114		
50	7	133	AS21	
50×25	37	140		
50×30	29	136		JIS K 6743
50×40	18	136		

Nominal Dia.	Z	L	Standards
65	23	145	AS21
65× 50	25	149	
75	27	155	JIS K 6743
75× 50	38	165	
75× 65	31	156	Ⓜ
100	32	200	JIS K 6743
100× 75	42	190	
125	22	230	Ⓜ
125×100	42	230	AS21
150	36	300	JIS K 6743
150×100	79	295	

HI-TS Tees

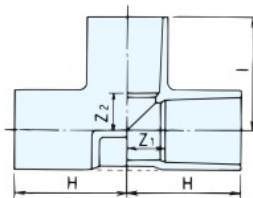
Code No. 6013

TS Tees

Code No. 5013

Unit : mm

(Abbreviation : T) Type A



Nominal Dia.	Z ₁	Z ₂	H	I	Standards
13	10	10	36	36	JIS K 6743
16	13	13	43	43	
16×13	11	12	41	38	
20	15	15	50	50	
20×13	11	14	46	40	
20×16	13	15	48	45	
25	18	18	58	58	
25×13	11	17	51	43	
25×16	13	18	53	48	
25×20	15	18	55	53	
30	21	21	65	65	
30×13	11	20	55	46	
30×16	15	21	57	51	
30×20	15	21	59	56	
30×25	18	21	62	61	
40	27	27	82	82	
40×13	11	26	66	52	
40×16	13	27	68	57	
40×20	15	27	70	62	
40×25	18	27	73	67	
40×30	21	27	76	71	

Nominal Dia.	Z ₁	Z ₂	H	I	Standards
50	33	33	96	96	JIS K 6743
50× 13	11	32	74	58	
50× 16	16	34	76	63	
50× 20	15	33	78	68	
50× 25	18	33	81	73	
50× 30	21	33	84	77	
50× 40	27	33	90	88	AS21
65	49	49	110	110	
65× 50	40	41	101	104	
75	56	56	120	120	
75× 25	29	48	93	88	JIS K 6743
75× 40	36	47	100	102	
75× 50	41	47	105	110	AS21
75× 65	49	56	113	117	
100	68	68	152	152	JIS K 6743
100× 50	41	59	125	122	
100× 75	56	68	140	132	
125	86	86	190	190	
125× 75	64	66	168	150	Ⓜ
125×100	73	85	177	169	JIS K 6743
150	98	98	230	230	
150× 75	63	94	195	158	
150×100	76	98	208	182	
150×125	87	101	219	205	

- Notes
1. When uneven settlement or a change in water pressure is expected, SGR-NA Tees or cast-iron SGR T-shape pipes should be used for branching pipes with nominal diameter of 125 and more.
 2. Nominal diameter 125 x 75 is not available for HI-VP products.

HI-TS Elbows

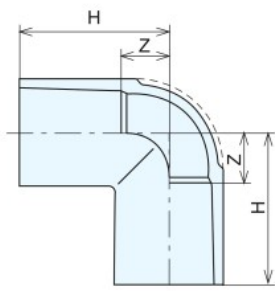
Code No. 6012

TS Elbows

Code No. 5012

Unit : mm

(Abbreviation : L) Type A



Nominal Dia.	Z	H	Standards
13	10	36	JIS K 6743
16	13	43	
20	15	50	
20×13	12 (side 20) 15 (side 13)	47 (side 20) 41 (side 13)	Ⓜ
25	18	58	JIS K 6743
30	21	65	
40	27	82	
50	33	96	
65	49	110	AS21
75	56	120	
100	69	153	
125	88	192	Ⓜ
150	98	230	

- Notes
1. Elbow part must not be applied with bending force or vibration.
 2. HI 90° Bends, TS 90° Bends or SGR 90° Bends is recommended for buried applications.
 3. The dashed line in the diagram indicates the shape of elbows with nominal diameters of 50 and less.