

SJH

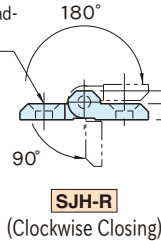
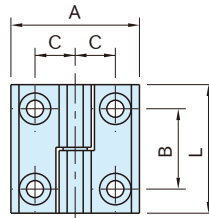
METAL HINGES



SJH

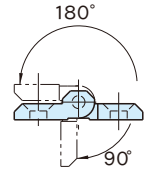
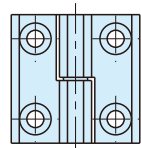


SJH-SUS



SJH-R

(Clockwise Closing)



SJH-L

(Counterclockwise Closing)

Type	Body	Pivot Pin	Spacer
SJH	Die-cast zinc (ZDC1) Black painted	Stainless steel (SUS304)	Polyamide Black
SJH-SUS	Stainless steel(SUS316)		Polyamide White

Type/Size	A	L	B	C	D	E	F
SJH 4040	40	40	25	12.5	9	5	M5
SJH-SUS 5050	50	50	30	15	11.5	6	M6
SJH-SUS 6060	60	60	36	18	15	8	M8

SJH Die-cast Zinc

Clockwise Closing	Counterclockwise Closing	Weight (g)
Part Number	Part Number	
SJH4040R	SJH4040L	41
SJH5050R	SJH5050L	81
SJH6060R	SJH6060L	156

SJH-SUS Stainless Steel

Clockwise Closing	Counterclockwise Closing	Weight (g)
Part Number	Part Number	
-	SJH4040L-SUS	48
SJH5050R-SUS	SJH5050L-SUS	95
SJH6060R-SUS	SJH6060L-SUS	176

Features

The top half can be disconnected from the bottom half.

