

CB and MB wider version BIG

inserts		page:
CD	64 poles + ⊕	72
CDD	108 poles + ⊕	81
CDS	42 poles + ⊕	-
CDSH	42 poles + ⊕	89
CNE	24 poles + ⊕	113
CSE	24 poles + ⊕	-
CSH	24 poles + ⊕	113
CSH S	24 poles + ⊕	125
CCE	24 poles + ⊕	133
CMSH	10+2 (aux) poles + ⊕	140
CMCE	10+2 (aux) poles + ⊕	141
CSS	24 poles + ⊕	151
CT, CTSE (16A)	24 poles + ⊕	163
CQE	46 poles + ⊕	171
CQEE	64 poles + ⊕	177
CX	4/8 and 6/6 poles + ⊕	204, 206
MIXO	6 modules	262 - 317

hoods with 4 pegs

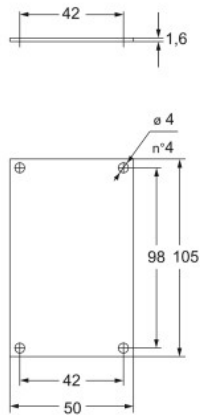


hoods with 4 pegs



description	part No.	entry M	part No.	entry M
with pegs, side entry	MBO 24.225	25 x 2		
with pegs, top entry	MBV 24.425	25 x 4		
with pegs, top entry	MBV 24.720	20 x 7		
with pegs, side and top entries			MBVO 24.250	50 x 2
with pegs, without entries, designed to be drilled			CBC 24	--

dimensions of electronic boards for MBO and CBC enclosures side entry



Housings (page 441)



CAVUS® Type 4/4X/12

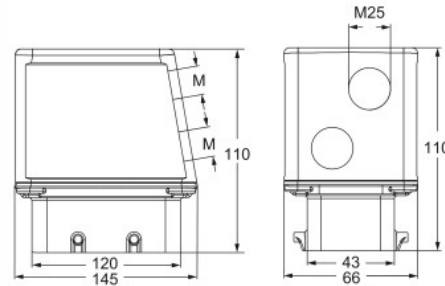


insulating cable gland or fittings without gasket

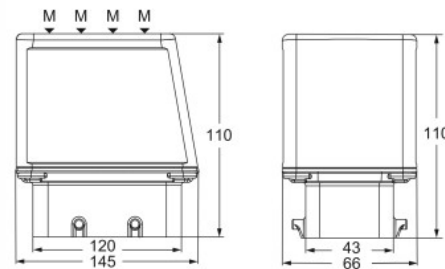


cable gland with O-Ring gasket

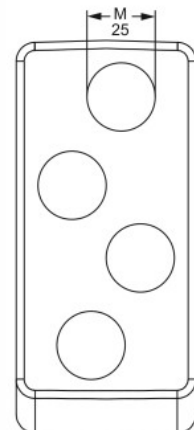
MBO 24



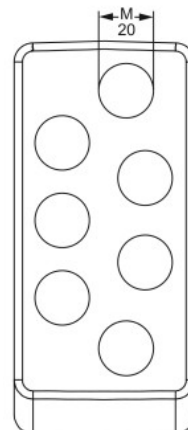
MBV 24.425 - MBV 24.720



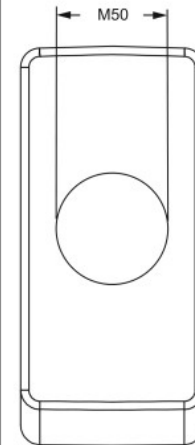
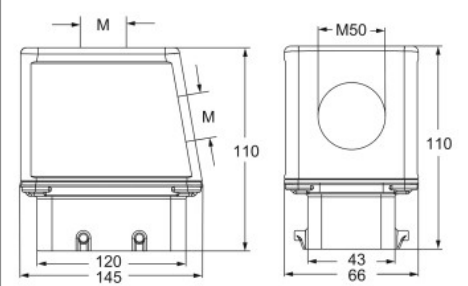
MBV 24.425



MBV 24.720



MBVO 24.250



CBC 24

