

**C7 - C7A and M7 - M7A IP67 enclosures V-TYPE lever version**

inserts		page:
CDD	24 poles + ⊕	76
CDS	9 poles + ⊕	-
CDSH	9 poles + ⊕	86
CDSH NC	6 poles + ⊕	95
CNE	6 poles + ⊕	110
CSE	6 poles + ⊕	-
CSH	6 poles + ⊕	110
CSH S	6 poles + ⊕	122
CCE	6 poles + ⊕	130
CSS	6 poles + ⊕	148
CT, CTSE (16A *)	6 poles + ⊕	160
CQE	10 poles + ⊕	168
MIXO	2 modules	262 - 317

\*) can be used only in bulkhead mounting housings

**bulkhead mounting housings with stainless steel single lever**

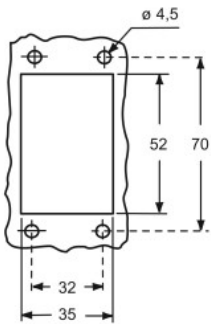


**surface mounting housings with stainless steel single lever**



description	part No.	part No.	entry Pg	part No.	entry M
with lever and gasket, size "44.27"	<b>C7I 06 L</b>				
with lever, size "44.27"		<b>C7P 06 L</b>	16	<b>M7P 06 L20</b>	20
with lever, size "44.27"		<b>C7P 06 L2</b>	16 x 2	<b>M7P 06 L220</b>	20 x 2
with lever, high construction, size "44.27"		<b>C7AP 06 L</b>	21	<b>M7AP 06 L32</b>	32
with lever, high construction, size "44.27"		<b>C7AP 06 L2</b>	21 x 2	<b>M7AP 06 L232</b>	32 x 2
with lever, high construction, size "44.27"		<b>C7AP 06 L29</b>	29	<b>M7AP 06 L40</b>	40
with lever, high construction, size "44.27"		<b>C7AP 06 L229</b>	29 x 2	<b>M7AP 06 L240</b>	40 x 2

panel cut-out for bulkhead mounting housings



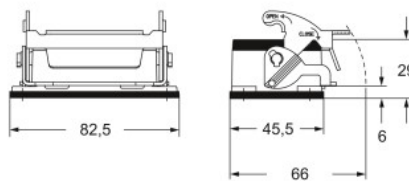
The lever, due to the vertical closing movement, offers an IP66/IP67/IP69 degree of protection (according to EN 60529) when fitted with a complete and coupled connector and used with ILME standard hoods in die cast aluminum with pegs (without adapter).

**Hoods (page 389)**



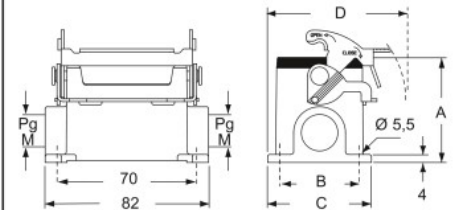
**Hoods (pages 466-467)**

**C7I L**



For bulkhead mounting housings, IP66/IP67/IP69 degree of protection is guaranteed for mounting on a sufficiently rigid panel; use suitable length M4 screws (negligible surface buckling when subjected to tightening couple on the fixing screws of 0,8 - 1,2 Nm or deformation caused by the weight of the complete connector). In case of insufficient rigidity use of C7.. FL counterflanges (page 443) is recommended, in which case use suitable length M4 screws and M4 (on the enclosure) and M4 (on the counterflange) flat/ spring washers with M4 locknut. In addition, the panel surface in contact with the counterflange gasket of the bulkhead mounting housings must be free from defects (deep scratches, grooves, burrs) that could negatively affect the performance of the gasket.

**C7P L - C7AP L and M7P L - M7AP L**



type	A	B	C	D
<b>C7P/M7P 06 L</b>	53	40	52	70
<b>C7AP/M7AP 06 L</b>	74	45	57	72,5

**CAIUS** Type 4/4X/12



insulating cable gland or fittings without gasket



cable gland with O-Ring gasket