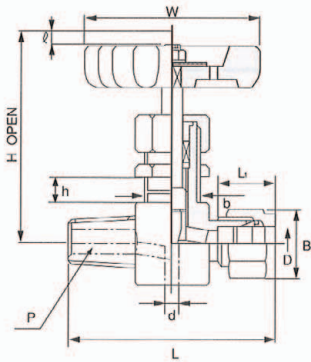


VHP

■高圧用 (260kgf/cm²・26MPa)

NEEDLE STOP VALVE

ハーフ型



(METRIC)

(Unit:mm)

PART. No.	D	P PT or NPT	d	L	L ₁	H	W	B	b
VHP- 6-2	6	1/4	5	59.5	15.4	73	58	14	18.5
VHP- 8-2	8	1/4	5	60	16.8	73	58	15.87	18.5
VHP-10-2	10	1/4	6	66.5	18.7	80	68	19	22.5
VHP-10-3	10	3/8	6	68.5	18.7	80	68	19	22.5
VHP-12-3	12	3/8	6	71.5	22.8	80	68	23	22.5
VHP-12-4	12	1/2	6	73.5	22.8	80	68	23	22.5
VHP-14-3	14	3/8	6	78.5	24.5	80	68	26	22.5
VHP-14-4	14	1/2	6	80.5	24.5	80	68	26	22.5
VHP-15-3	15	3/8	6	78	24	80	68	26	22.5
VHP-15-4	15	1/2	6	80	24	80	68	26	22.5
VHP-16-3	16	3/8	6	78.5	24.5	80	68	26	22.5
VHP-16-4	16	1/2	6	80.5	24.5	80	68	26	22.5
VHP-18-4	18	1/2	8	81	25	86	68	30	22.5
VHP-18-6	18	3/4	8	82	25	86	68	30	22.5

(INCHES)

VHP- 02-2	1/4"	6.35	1/4	5	59.5	15.4	73	58	14	18.5
VHP-025-2	5/16"	7.94	1/4	5	60	16.8	73	58	15.87	18.5
VHP- 03-2	3/8"	9.53	1/4	6	66	20.3	80	68	17.46	22.5
VHP- 03-3	3/8"	9.53	3/8	6	68	20.3	80	68	17.46	22.5
VHP- 04-3	1/2"	12.7	3/8	6	72	22.8	80	68	23	22.5
VHP- 04-4	1/2"	12.7	1/2	6	74	22.8	80	68	23	22.5
VHP- 05-3	5/8"	15.87	3/8	6	78.5	23.5	80	68	26	22.5
VHP- 05-4	5/8"	15.87	1/2	6	80.5	23.5	80	68	26	22.5
VHP- 06-4	3/4"	19.05	1/2	8	81	24	80	68	30	22.5
VHP- 06-6	3/4"	19.05	3/4	8	82	24	80	68	30	22.5

(SCHEDULE)

VHP-10.5-2	1/8"B : 10.5	1/4	6	66.5	19.2	80	68	19	22.5
VHP-10.5-3	1/8"B : 10.5	3/8	6	68.5	19.2	80	68	19	22.5
VHP-13.8-2	1/4"B : 13.8	1/4	6	76	24.5	80	68	26	22.5
VHP-13.8-3	1/4"B : 13.8	3/8	6	78	24.5	80	68	26	22.5
VHP-13.8-4	1/4"B : 13.8	1/2	6	80	24.5	80	68	26	22.5
VHP-17.3-3	3/8"B : 17.3	3/8	8	79	25	86	68	30	22.5
VHP-17.3-4	3/8"B : 17.3	1/2	8	81	25	86	68	30	22.5
VHP-17.3-6	3/8"B : 17.3	3/4	8	82	25	86	68	30	22.5

仕様

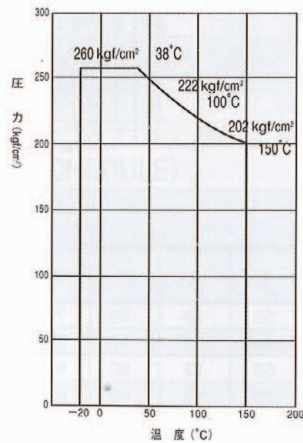
SIZE	MAX Cv値	TEMPERATURES
φ 6	0.36	-20°C ∩ 150°C
φ 8	0.48	
φ 10	0.61	
φ 12	0.66	
φ 14	0.66	
φ 15	0.66	
φ 16	0.66	
φ 18	0.82	

φ 6.35	0.36	-20°C ∩ 150°C
φ 7.94	0.48	
φ 9.53	0.61	
φ 12.7	0.66	
φ 15.87	0.66	
φ 19.05	0.82	

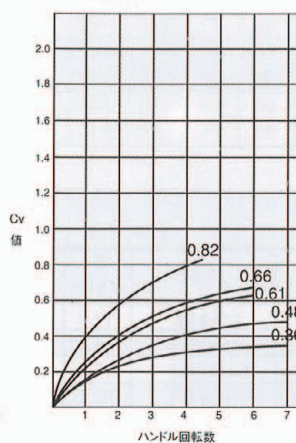
φ 10.5	0.61	-20°C ∩ 150°C
φ 13.8	0.66	
φ 17.3	0.82	

SPECIFICATIONS
MAX TEMPERATURE RATING : 180°C

■圧力-温度基準



■Cv値曲線



■材質

DESCRIPTION	MATEIALS
BODY	SUS 316
STEM	SUS 316 +STELLITE
PACKING	PTFE
HANDLE	ADC 12