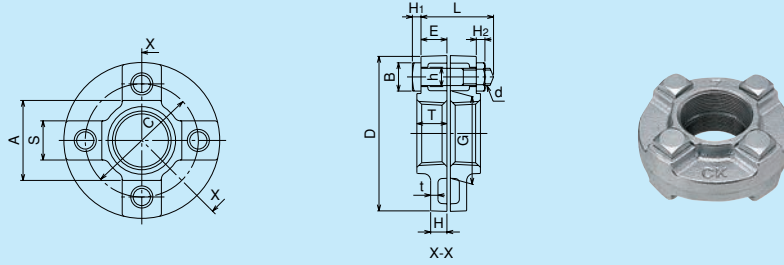


CKe galvanized iron pipe fitting flange unions (F)

Unit : mm



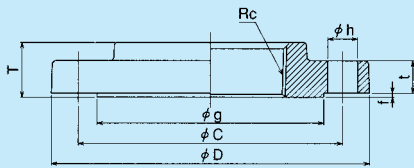
Fitting sizes	Flange											Bolts and nuts				
	D	A	G	S	E	H	T	t	C	h	Number of bolt holes	d	L	B	H ₁	H ₂
1/2	73	27	34	23	10	6	13	3.0	48	12	3	M10	42	20	7	8
3/4	79	33	40	23	12	6	15	3.5	54	12	3	M10	42	20	7	8
1	87	41	48	23	14	8	17	3.5	62	12	4	M10	42	20	7	8
1 1/4	107	50	59	28	16	9	19	4.0	76	15	4	M12	58	22	8	10
1 1/2	112	56	65	28	17	10	20	4.0	82	15	4	M12	58	22	8	10
2	126	69	78	28	21	11	24	5.0	95	15	4	M12	58	22	8	10
2 1/2	155	89	96	35	23	12	27	5.5	118	19	4	M16	77	28	10	13
3	168	99	109	35	26	13	30	6.0	131	19	4	M16	77	28	10	13
4	196	127	136	35	32	16	36	7.0	159	19	4	M16	93	28	10	13
5	223	154	163	35	36	19	40	8.0	186	19	6	M16	93	28	10	13
6	265	182	194	41	36	21	40	9.0	220	24	6	M20	100	30	13	16

CKe galvanized iron pipe fitting cast iron pipe flanges

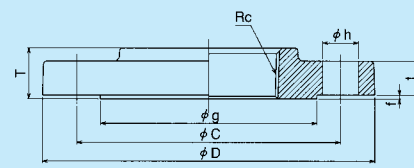
Unit : mm

Based on JIS B 2239 (not defined in the JIS B 2301)
 Material: blackheart malleable cast iron (JIS G 5705) FCMB 27-05
 Threads: taper pipe threads (JIS D 0203)

5K Flange



10K Flange



Fitting sizes	Flange							bolts				bolts sizes	Fitting sizes	Flange							bolts				bolts sizes
	Rc	D	t	f	g	T	C	N	h	Rc	D			t	f	g	T	C	N	h					
15	1/2	80	11	1	46	16	60	4	12	M10	15	1/2	95	11	1	52	16	70	4	15	M12				
20	3/4	85	13	1	50	18	65	4	12	M10	20	3/4	100	14	1	57	18	75	4	15	M12				
25	1	95	13	1	60	18	75	4	12	M10	25	1	125	15	1	68	20	90	4	19	M16				
32	1 1/4	115	14	2	72	20	90	4	15	M12	32	1 1/4	135	16	2	76	22	100	4	19	M16				
40	1 1/2	120	14	2	77	20	95	4	15	M12	40	1 1/2	140	16	2	81	22	105	4	19	M16				
50	2	130	14	2	89	24	105	4	15	M12	50	2	155	16	2	96	24	120	4	19	M16				
65	2 1/2	155	16	2	113	27	130	4	15	M12	65	2 1/2	175	18	2	116	27	140	4	20	M16				
80	3	180	16	2	125	30	145	4	19	M16	80	3	185	18	2	126	30	150	8	20	M16				
100	4	200	18	2	141	36	165	8	19	M16	100	4	210	18	2	151	36	175	8	19	M16				
125	5	235	18	2	179	40	200	8	19	M16	125	5	250	20	2	185	40	210	8	23	M20				
150	6	265	20	2	206	40	230	8	19	M16	150	6	280	22	2	212	40	240	8	23	M20				